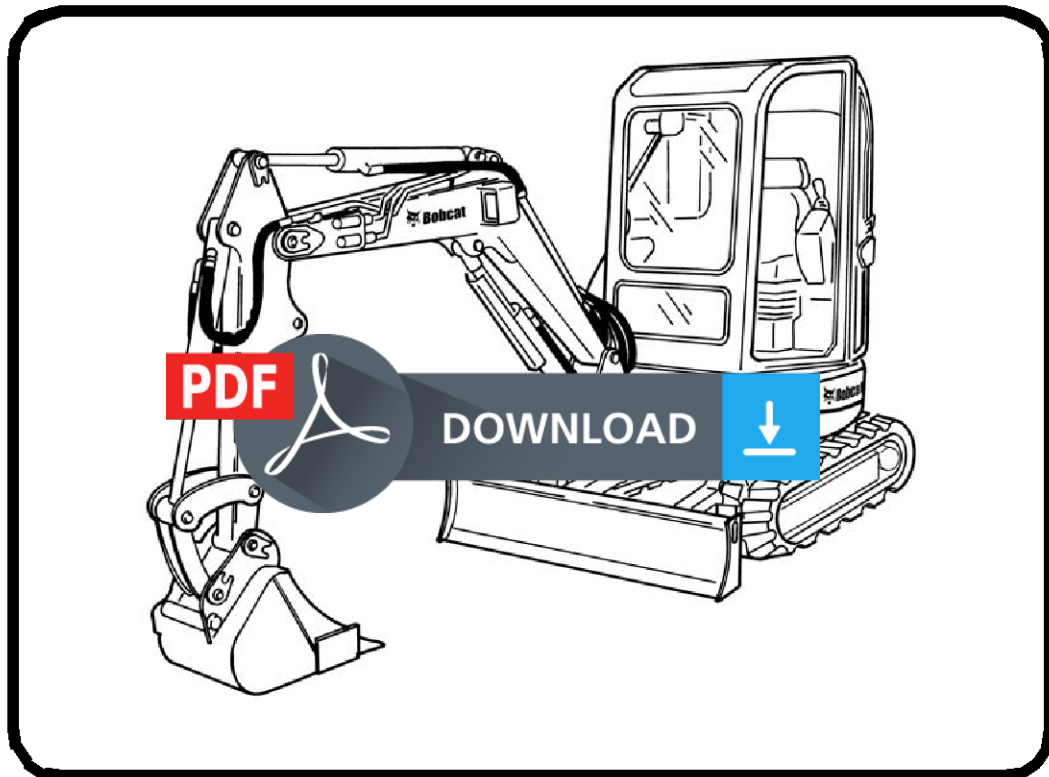





Bobcat®

Service Manual 425, 428 Compact Excavator

425 S/N AACJ11001 & Above
425 S/N A9K311001 & Above
428 S/N A9K411001 & Above



Dealer Copy -- Not for Resale



MAINTENANCE SAFETY




WARNING

Instructions are necessary before operating or servicing machine. Read and understand the Operation & Maintenance Manual, Operator's Handbook and signs (decals) on machine. Follow warnings and instructions in the manuals when making repairs, adjustments or servicing. Check for correct function after adjustments, repairs or service. Untrained operators and failure to follow instructions can cause injury or death.


W-2003-0807




Safety Alert Symbol: This symbol with a warning statement, means: "Warning, be alert! Your safety is involved!" Carefully read the message that follows.




⚠ Never service the Bobcat Excavator without instructions.



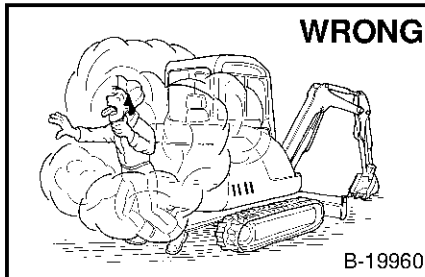
⚠ Use the correct procedure to lift and support the excavator.




⚠ Cleaning and maintenance are required daily.



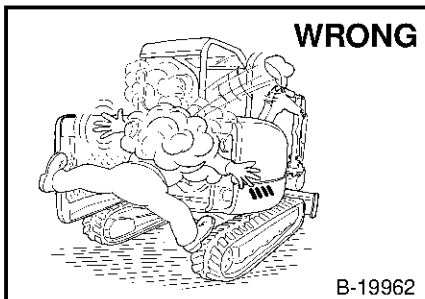
⚠ Have good ventilation when welding or grinding painted parts.
⚠ Wear dust mask when grinding painted parts. Toxic dust and gas can be produced.



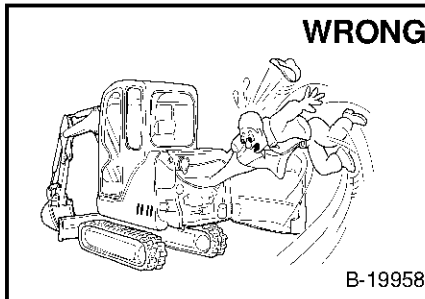
⚠ Vent exhaust to outside when engine must be run for service.
⚠ Exhaust system must be tightly sealed. Exhaust fumes can kill without warning.




⚠ Always lower the bucket and blade to the ground before doing any maintenance.
⚠ Never modify equipment or add attachments not approved by Bobcat Company.



⚠ Stop, cool and clean engine of flammable materials before checking fluids.
⚠ Never service or adjust machine with the engine running unless instructed to do so in the manual.
⚠ Avoid contact with leaking hydraulic fluid or diesel fuel under pressure. It can penetrate the skin or eyes.
⚠ Never fill fuel tank with engine running, while smoking, or when near open flame.



⚠ Keep body, jewelry and clothing away from moving parts, electrical contact, hot parts and exhaust.
⚠ Wear eye protection to guard from battery acid, compressed springs, fluids under pressure and flying debris when engines are running or tools are used. Use eye protections approved for type of welding.
⚠ Keep tailgate closed except for service. Close and latch tailgate before operating the excavator.



⚠ Lead-acid batteries produce flammable and explosive gases.
⚠ Keep arcs, sparks, flames and lighted tobacco away from batteries.
⚠ Batteries contain acid which burns eyes or skin on contact.
⚠ Wear protective clothing. If acid contacts body, flush well with water. For eye contact flush well and get immediate medical attention.

Maintenance procedures which are given in the Operation & Maintenance Manual can be performed by the owner/operator without any specific technical training. Maintenance procedures which are **not** in the Operation & Maintenance Manual must be performed **ONLY BY QUALIFIED BOBCAT SERVICE PERSONNEL**. Always use genuine Bobcat replacement parts. The Service Safety Training Course is available from your Bobcat dealer.

MSW28-0409

Dealer Copy -- Not for Resale



Bobcat®

ALPHABETICAL INDEX

<p>AIR CLEANER 60-01</p> <p>AIR CLEANER SERVICE 10-01</p> <p>ALTERNATOR 50-01</p> <p>ALTERNATOR BELT 10-01</p> <p>ARM 40-01</p> <p>ARM CYLINDER 20-01</p> <p>BATTERY 50-01</p> <p>BLADE 30-01</p> <p>BLADE CONTROL 40-01</p> <p>BLADE CYLINDER 20-01</p> <p>BLOWER FAN 70-01</p> <p>BOOM 40-01</p> <p>BOOM CYLINDER 20-01</p> <p>BOOM SWING CYLINDER 20-01</p> <p>BOOM SWING PEDAL 40-01</p> <p>BUCKET 40-01</p> <p>BUCKET CYLINDER 20-01</p> <p>CAB 40-01</p> <p>CAMSHAFT AND TIMING GEARS 60-01</p> <p>CANOPY 40-01</p> <p>CASE DRAIN FILTER 20-01</p> <p>CLAMP 40-01</p> <p>CLAMP CYLINDER 20-01</p> <p>CONVERSIONS SPEC-01</p> <p>CONTROL PATTERN SELECTOR VALVE 20-01</p> <p>COUNTERWEIGHT 40-01</p> <p>CRANKSHAFT AND PISTONS 60-01</p> <p>CROSSPORT RELIEF VALVES 20-01</p> <p>CYLINDER HEAD 60-01</p> <p>DIAGNOSTICS SERVICE CODES 50-01</p> <p>DIRECT TO TANK VALVE 20-01</p> <p>ELECTRICAL SYSTEM INFORMATION 50-01</p> <p>ENGINE COOLING SYSTEM 10-01, 60-01</p> <p>ENGINE INFORMATION 60-01</p> <p>ENGINE LUBRICATION SYSTEM 10-01</p> <p>ENGINE SPEED CONTROL 60-01</p> <p>EXCAVATOR SPECIFICATIONS SPEC-01</p> <p>EXCAVATOR STORAGE AND RETURN TO SERVICE 10-01</p> <p>FLOOR MAT AND FLOOR PANELS 40-01</p> <p>FLYWHEEL AND HOUSING 60-01</p> <p>FUEL LEVEL SENDER 50-01</p> <p>FUEL SYSTEM 10-01, 60-01</p> <p>FUEL TANK 40-01</p>	<p>HEATER COIL 70-01</p> <p>HEATER SYSTEM 70-01</p> <p>HEATER UNIT 70-01</p> <p>HEATER VALVE 70-01</p> <p>HORN 40-01</p> <p>HYDRAULIC CONTROL VALVE 20-01</p> <p>HYDRAULIC CONNECTION SPECS SPEC-01</p> <p>HYDRAULIC FLUID SPECIFICATIONS SPEC-01</p> <p>HYDRAULIC FILTER 20-01</p> <p>HYDRAULIC PUMP 20-01</p> <p>HYDRAULIC RESERVOIR 20-01</p> <p>HYDRAULIC SYSTEM 10-01</p> <p>HYDRAULIC SYSTEM INFORMATION 20-01</p> <p>HYDRAULIC X-CHANGE VALVE 20-01</p> <p>LEFT CONTROL LEVER (JOYSTICK) 20-01</p> <p>LEFT CONSOLE 40-01</p> <p>LEFT SIDE COVER 40-01</p> <p>LIFTING AND BLOCKING THE EXCAVATOR 10-01</p> <p>LIFTING THE EXCAVATOR 10-01</p> <p>LIGHTS 50-01</p> <p>LUBRICATION SYSTEM 60-01</p> <p>LUBRICATING THE EXCAVATOR 10-01</p> <p>MAGNETIC LOCKOUT SENSOR 50-01</p> <p>MAIN RELIEF VALVE 20-01</p> <p>MANIFOLD ASSEMBLY / ACCUMULATOR 20-01</p> <p>MOTION ALARM SYSTEM (IF EQUIPPED) 20-01</p> <p>NON-PRESSURIZED ACCUMULATOR 20-01</p> <p>OIL COOLER 20-01</p> <p>OPERATOR CAB (ROPS/TOPS) 10-01</p> <p>PIVOT PINS 10-01</p> <p>PORT RELIEF VALVES 20-01</p> <p>PRESSURE REDUCING VALVE 20-01</p> <p>REGULAR MAINTENANCE 70-01</p> <p>RIGHT CONTROL LEVER (JOYSTICK) 20-01</p> <p>RIGHT CONSOLE 40-01</p> <p>RIGHT SIDE COVER 10-01, 40-01</p>
--	---

Dealer Copy -- Not for Resale

Continued On Next Page



Thank you very much
for your reading.
Please click here
to get more information.