




Bobcat®

Service Manual 430 Compact Excavator

S/N AA8711001 & Above
S/N AA8811001 & Above
S/N AACF11001 & Above
S/N AACG11001 & Above



Dealer Copy -- Not for Resale



MAINTENANCE SAFETY




WARNING

Instructions are necessary before operating or servicing machine. Read and understand the Operation & Maintenance Manual, Operator's Handbook and signs (decals) on machine. Follow warnings and instructions in the manuals when making repairs, adjustments or servicing. Check for correct function after adjustments, repairs or service. Untrained operators and failure to follow instructions can cause injury or death.

W-2003-0807




Safety Alert Symbol: This symbol with a warning statement, means: "Warning, be alert! Your safety is involved!" Carefully read the message that follows.




P-90216

⚠ Never service the Bobcat Hydraulic Excavator without instructions.




B-14148

⚠ Use the correct procedure to lift and support the excavator.
⚠ Always lift the blade fully before installing jackstands.



B-14142

⚠ Cleaning and maintenance are required daily.



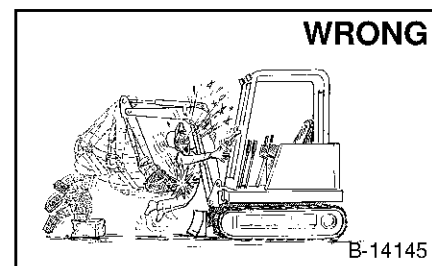
B-14147

⚠ Have good ventilation when welding or grinding painted parts.
⚠ Wear dust mask when grinding painted parts. Toxic dust and gas can be produced.




B-14141

⚠ Vent exhaust to outside when engine must be run for service.
⚠ Exhaust system must be tightly sealed. Exhaust Fumes can kill without warning.




B-14145

⚠ Always lower the bucket and blade to the ground before doing any maintenance.
⚠ Never modify equipment or add attachments not approved by Bobcat Company.



B-14146

⚠ Stop, cool and clean engine of flammable materials before checking fluids.
⚠ Never service or adjust machine with the engine running unless instructed to do so in the manual.
⚠ Avoid contact with leaking hydraulic fluid or diesel fuel under pressure. It can penetrate the skin or eyes.
⚠ Never fill fuel tank with engine running, while smoking or when near open flame.



B-14143

⚠ Keep body, jewelry and clothing away from moving parts, electrical contact, hot parts and exhaust.
⚠ Wear eye protection to guard from battery acid, compressed springs, fluids under pressure and flying debris when engines are running or tools are used. Use eye protection approved for type of welding.
⚠ Keep rear door closed except for service. Close and latch door before operating the excavator.



B-6589

⚠ Lead-acid batteries produce flammable and explosive gases.
⚠ Keep arcs, sparks, flames and lighted tobacco away from batteries.
⚠ Batteries contain acid which burns eyes or skin on contact. Wear protective clothing. If acid contacts body, flush well with water. For eye contact flush well and get immediate medical attention.

Maintenance procedures which are given in the Operation & Maintenance Manual can be performed by the owner/operator without any specific technical training. Maintenance procedures which are **not** in the Operation & Maintenance Manual must be performed **ONLY BY QUALIFIED BOBCAT SERVICE PERSONNEL**. Always use genuine Bobcat replacement parts. The Service Safety Training Course is available from your Bobcat dealer.

MSW20-0409

Dealer Copy -- Not for Resale



Bobcat®

ALPHABETICAL INDEX

AIR CLEANER	10-01, 70-01	EVAPORATOR	80-01
AIR CONDITIONING SERVICE	80-01	EVAPORATOR/HEATER UNIT	80-01
AIR CONDITIONING SYSTEM FLOW	80-01	EXPANSION VALVE	80-01
ALTERNATOR	60-01	EXTENDIBLE ARM CYLINDER	20-01
ANGLE BLADE	40-01	FAN/CHARGE PUMP	30-01
ANGLE BLADE ASSEMBLY	40-01	FLOORMAT AND FLOOR PLATES	50-01
ANGLE BLADE CUTTING EDGE	40-01	FUEL, COOLANT AND LUBRICANTS	SPEC-01
ANGLE BLADE CYLINDER	20-01	FUEL LEVEL SENDER	60-01
ANGLE BLADE VALVE	20-01	FUEL SYSTEM	10-01
ARM	50-01	FUEL TANK	50-01
ARM CYLINDER	20-01		
		GENERAL AIR CONDITIONING SERVICE GUIDELINES	80-01
BASIC TROUBLESHOOTING	80-01		
BATTERY	60-01	HEATER AIR FILTER (WITH CAB OPTION ONLY)	10-01
BLADE	40-01	HEATER COIL	80-01
BLADE CONTROL	50-01	HEATER VALVE	80-01
BLADE CYLINDER	20-01	HORN	50-01
BLOWER FAN	80-01	HYDRAULIC CONTROL VALVE	20-01
BOOM	50-01	HYDRAULIC CONNECTION SPECS	SPEC-01
BOOM CYLINDER	20-01	HYDRAULIC FLUID SPECIFICATIONS	SPEC-01
BOOM SWING CYLINDER	20-01	HYDRAULIC FILTER MOUNT	20-01
BOOM SWING LOCK VALVE	20-01	HYDRAULIC PUMP	20-01
BUCKET	50-01	HYDRAULIC PUMP START-UP	20-01
BUCKET CYLINDER	20-01	HYDRAULIC RESERVOIR	20-01
BUILD UP VALVE	20-01	HYDRAULIC SYSTEM	10-01
		HYDRAULIC SYSTEM INFORMATION	20-01
CAB	50-01	HYDRAULIC X-CHANGE VALVE	50-01
CASE DRAIN FILTER	20-01	HYDROSTATIC PUMP	30-01
CLAMP	50-01	HYDROSTATIC SYSTEM INFORMATION	30-01
CLAMP CYLINDER	20-01		
COMPONENTS	80-01	LEFT CONTROL LEVER (JOYSTICK)	20-01
COMPRESSOR	80-01	LEFT CONSOLE	50-01
CONDENSOR	80-01	LIFTING AND BLOCKING THE EXCAVATOR	10-01
CONVERSIONS	SPEC-01	LIFTING THE EXCAVATOR	10-01
CONTROL LINKAGE ASSEMBLY	50-01	LIGHTS	60-01
CONTROL PATTERN SELECTOR VALVE	20-01	LOWER TRACK ROLLER	40-01
COOLING FAN	20-01	LUBRICATION OF THE HYDRAULIC EXCAVATOR	10-01
COOLING SYSTEM	10-01		
CROSSPORT RELIEF VALVE	20-01	MAIN RELIEF VALVES	20-01
		MANIFOLD ASSEMBLY/ACCUMULATOR	20-01
DELUXE INSTRUMENT PANEL SETUP	60-01	MUFFLER	70-01
DIAGNOSTICS SERVICE CODE	60-01		
DIRECT TO TANK VALVE	20-01	OIL COOLER	20-01
DRIVE BELT	30-01	OPERATOR CAB (ROPS/TOPS)	10-01
DRIVE BELT SHIELD	30-01		
		PORT RELIEF VALVES	20-01
ELECTRICAL SYSTEM INFORMATION	60-01	PRESSURE REDUCING VALVE	20-01
ENGINE	70-01	PRESSURE RELIEF VALVE	80-01
ENGINE ACCESSORY DRIVE BELT	10-01	PRESSURE SWITCH	80-01
ENGINE COMPONENTS AND TESTING	70-01		
ENGINE FLYWHEEL	70-01		
ENGINE LUBRICATION SYSTEM	10-01		
ENGINE SPECIFICATIONS	SPEC-01		
ENGINE SPEED CONTROL	50-01		

Dealer Copy -- Not for Resale



Thank you very much
for your reading.
Please click here
to get more information.