




Bobcat®

Service Manual 435 Compact Excavator

S/N AACB11001 & Above
S/N AACD11001 & Above
S/N AA8911001 & Above
S/N AA8A11001 & Above



Dealer Copy -- Not for Resale



MAINTENANCE SAFETY




WARNING

Instructions are necessary before operating or servicing machine. Read and understand the Operation & Maintenance Manual, Operator's Handbook and signs (decals) on machine. Follow warnings and instructions in the manuals when making repairs, adjustments or servicing. Check for correct function after adjustments, repairs or service. Untrained operators and failure to follow instructions can cause injury or death.

W-2003-0807




Safety Alert Symbol: This symbol with a warning statement, means: "Warning, be alert! Your safety is involved!" Carefully read the message that follows.




P-90216

⚠ Never service the Bobcat Hydraulic Excavator without instructions.




B-14148

⚠ Use the correct procedure to lift and support the excavator.
⚠ Always lift the blade fully before installing jackstands.



B-14142

⚠ Cleaning and maintenance are required daily.



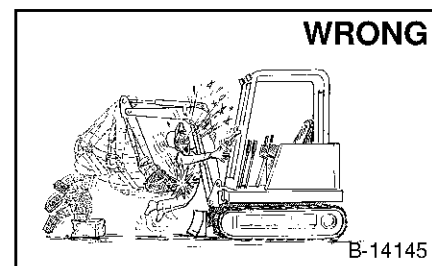
B-14147

⚠ Have good ventilation when welding or grinding painted parts.
⚠ Wear dust mask when grinding painted parts. Toxic dust and gas can be produced.




B-14141

⚠ Vent exhaust to outside when engine must be run for service.
⚠ Exhaust system must be tightly sealed. Exhaust Fumes can kill without warning.




B-14145

⚠ Always lower the bucket and blade to the ground before doing any maintenance.
⚠ Never modify equipment or add attachments not approved by Bobcat Company.



B-14146

⚠ Stop, cool and clean engine of flammable materials before checking fluids.
⚠ Never service or adjust machine with the engine running unless instructed to do so in the manual.
⚠ Avoid contact with leaking hydraulic fluid or diesel fuel under pressure. It can penetrate the skin or eyes.
⚠ Never fill fuel tank with engine running, while smoking or when near open flame.



B-14143

⚠ Keep body, jewelry and clothing away from moving parts, electrical contact, hot parts and exhaust.
⚠ Wear eye protection to guard from battery acid, compressed springs, fluids under pressure and flying debris when engines are running or tools are used. Use eye protection approved for type of welding.
⚠ Keep rear door closed except for service. Close and latch door before operating the excavator.



B-6589

⚠ Lead-acid batteries produce flammable and explosive gases.
⚠ Keep arcs, sparks, flames and lighted tobacco away from batteries.
⚠ Batteries contain acid which burns eyes or skin on contact. Wear protective clothing. If acid contacts body, flush well with water. For eye contact flush well and get immediate medical attention.

Maintenance procedures which are given in the Operation & Maintenance Manual can be performed by the owner/operator without any specific technical training. Maintenance procedures which are **not** in the Operation & Maintenance Manual must be performed **ONLY BY QUALIFIED BOBCAT SERVICE PERSONNEL**. Always use genuine Bobcat replacement parts. The Service Safety Training Course is available from your Bobcat dealer.

Dealer Copy -- Not for Resale

MSW20-0409



Bobcat®

ALPHABETICAL INDEX

| | | | |
|--------------------------------------|--------------|--|---------|
| AIR CLEANER | 10-01, 70-01 | FAN/CHARGE PUMP | 30-01 |
| AIR CONDITIONING SERVICE | 80-01 | FLOORMAT AND FLOOR PLATES | 50-01 |
| AIR CONDITIONING SYSTEM FLOW | 80-01 | FUEL, COOLANT AND LUBRICANTS | SPEC-01 |
| ALTERNATOR | 60-01 | FUEL LEVEL SENDER | 60-01 |
| ANGLE BLADE | 40-01 | FUEL SYSTEM..... | 10-01 |
| ANGLE BLADE ASSEMBLY | 40-01 | FUEL TANK | 50-01 |
| ANGLE BLADE CUTTING EDGE..... | 40-01 | | |
| ANGLE BLADE CYLINDER..... | 20-01 | GENERAL AIR CONDITIONING SERVICE | |
| ANGLE BLADE VALVE | 20-01 | GUIDELINES..... | 80-01 |
| ARM | 50-01 | | |
| ARM CYLINDER | 20-01 | HEATER A/C FAN | 80-01 |
| | | HEATER AIR FILTER | |
| BASIC TROUBLESHOOTING | 80-01 | (WITH CAB OPTION ONLY) | 10-01 |
| BATTERY..... | 60-01 | HEATER COIL..... | 80-01 |
| BLADE | 40-01 | HEATER VALVE | 80-01 |
| BLADE CONTROL..... | 50-01 | HORN | 50-01 |
| BLADE CYLINDER..... | 20-01 | HOSES | 20-01 |
| BOOM | 50-01 | HYDRAULIC CONTROL VALVE | 20-01 |
| BOOM CYLINDER..... | 20-01 | HYDRAULIC CONNECTION SPECS | SPEC-01 |
| BOOM SWING CYLINDER..... | 20-01 | HYDRAULIC FLUID SPECIFICATIONS..... | SPEC-01 |
| BOOM SWING LOCK VALVE | 20-01 | HYDRAULIC FILTER MOUNT..... | 20-01 |
| BUCKET | 50-01 | HYDRAULIC PUMP | 20-01 |
| BUCKET CYLINDER | 20-01 | HYDRAULIC RESERVOIR..... | 20-01 |
| BUILD UP VALVE | 20-01 | HYDRAULIC SYSTEM | 10-01 |
| | | HYDRAULIC SYSTEM INFORMATION | 20-01 |
| CAB..... | 50-01 | HYDRAULIC X-CHANGE VALVE..... | 50-01 |
| CLAMP..... | 50-01 | HYDROSTATIC PUMP | 30-01 |
| CLAMP CYLINDER | 20-01 | HYDROSTATIC SYSTEM INFORMATION..... | 30-01 |
| COMPONENTS | 80-01 | | |
| COMPRESSOR | 80-01 | LEFT CONTROL LEVER (JOYSTICK) | 20-01 |
| CONDENSOR | 80-01 | LEFT CONSOLE | 50-01 |
| CONVERSIONS | SPEC-01 | LIFTING AND BLOCKING THE EXCAVATOR | 10-01 |
| CONTROL LINKAGE ASSEMBLY..... | 50-01 | LIFTING THE EXCAVATOR | 10-01 |
| CONTROL PATTERN SELECTOR VALVE | 20-01 | LIGHTS..... | 60-01 |
| COOLING FAN | 20-01 | LOWER TRACK ROLLER..... | 40-01 |
| COOLING SYSTEM..... | 10-01 | LUBRICATION OF THE HYDRAULIC | |
| CROSSPORT RELIEF VALVE | 20-01 | EXCAVATOR | 10-01 |
| | | | |
| DELUXE INSTRUMENT PANEL SETUP..... | 60-01 | MAIN RELIEF VALVES..... | 20-01 |
| DIAGNOSTICS SERVICE CODE | 60-01 | MANIFOLD ASSEMBLY/ACCUMULATOR | 20-01 |
| DIRECT TO TANK VALVE | 20-01 | MUFFLER..... | 70-01 |
| DRIVE BELT | 30-01 | | |
| DRIVE BELT SHIELD | 30-01 | OIL COOLER..... | 20-01 |
| DUAL SEQUENCE VALVE | 20-01 | OPERATOR CAB (ROPS/TOPS) | 10-01 |
| | | | |
| ELECTRICAL SYSTEM INFORMATION | 60-01 | PORT RELIEF VALVES..... | 20-01 |
| ENGINE | 70-01 | PRESSURE REDUCING VALVE..... | 20-01 |
| ENGINE ACCESSORY DRIVE BELT | 10-01 | PRESSURE RELIEF VALVE | 80-01 |
| ENGINE COMPONENTS AND TESTING | 70-01 | PRESSURE SWITCH | 80-01 |
| ENGINE FLYWHEEL | 70-01 | | |
| ENGINE LUBRICATION SYSTEM..... | 10-01 | | |
| ENGINE SPECIFICATIONS..... | SPEC-01 | | |
| ENGINE SPEED CONTROL | 50-01 | | |
| EVAPORATOR..... | 80-01 | | |
| EVAPORATOR/HEATER UNIT | 80-01 | | |
| EXPANSION VALVE | 80-01 | | |

Dealer Copy -- Not for Resale



Thank you very much
for your reading.
Please click here
to get more information.