

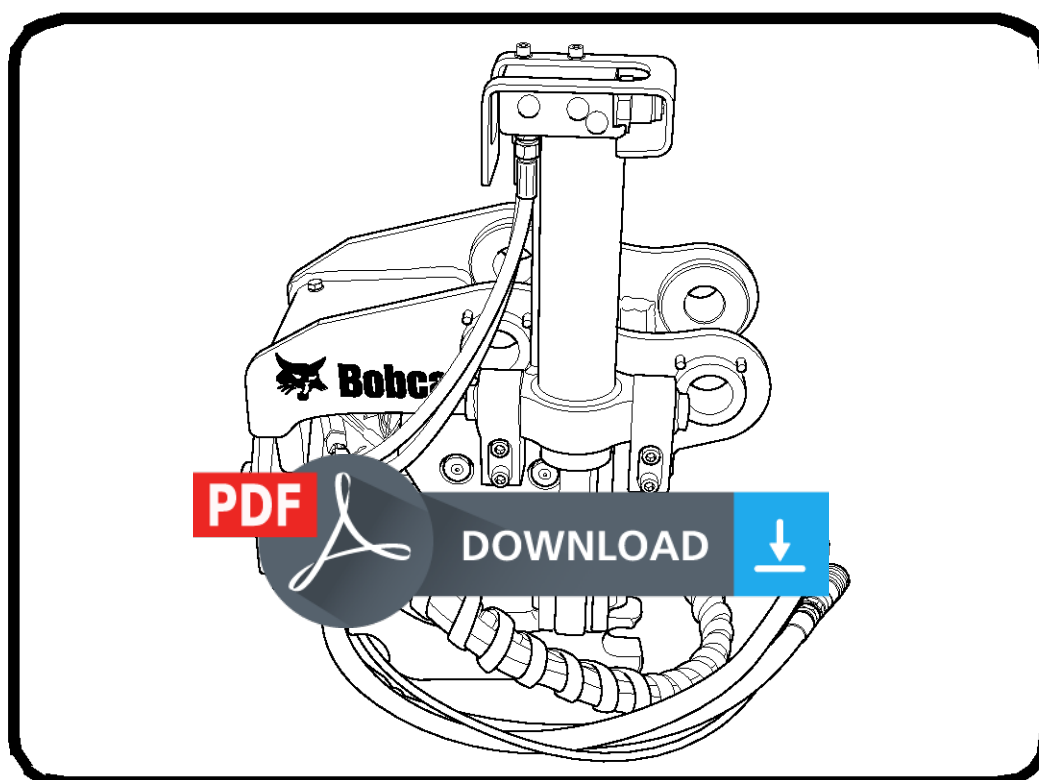


Bobcat®

EN

Operation & Maintenance Manual Tiltrotator

S/N AFFR00101 & Above



OPERATOR SAFETY WARNING



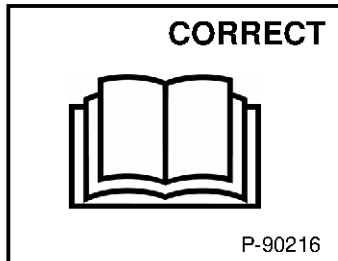
WARNING

Operator must have instructions before operating the machine. Untrained operators can cause injury or death.

W-2001- 0502

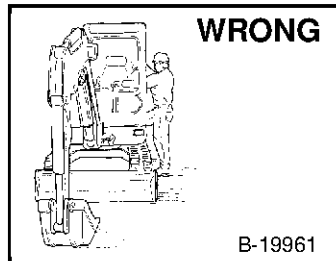


Safety Alert Symbol: This symbol with a warning statement, means: "Warning, be alert! Your safety is involved!" Carefully read the message that follows.



⚠ Never operate without instructions.

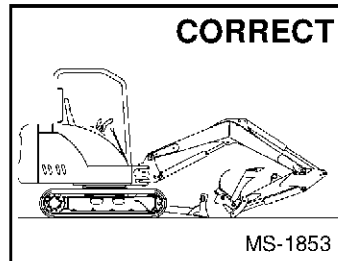
⚠ Read machine signs, and Operation & Maintenance Manual, and Operator's Handbook.



⚠ Do not grasp control handles when entering canopy or cab.

⚠ Be sure controls are in neutral before starting.


⚠ Sound horn and check behind machine before starting.



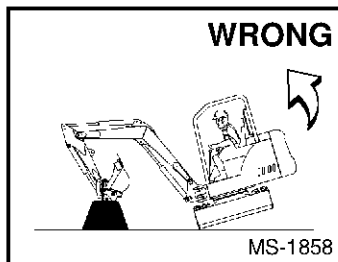
⚠ Never operate without approved canopy or cab.

⚠ Never modify equipment.

⚠ Never use attachments not approved by Bobcat Company.

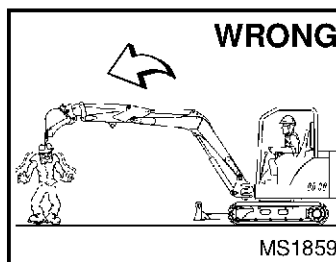


⚠ Avoid steep areas or banks that could break away.



⚠ Use caution to avoid tipping - do not swing heavy load over side of track.

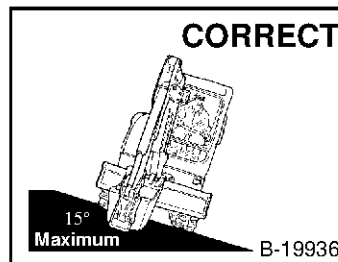
⚠ Operate on flat, level ground.



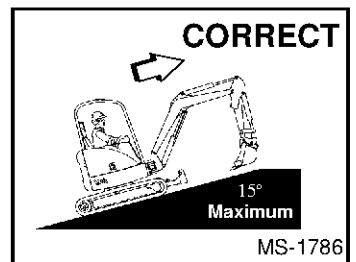
⚠ Keep bystanders out of maximum reach area.

⚠ Do not travel or turn with bucket extended.

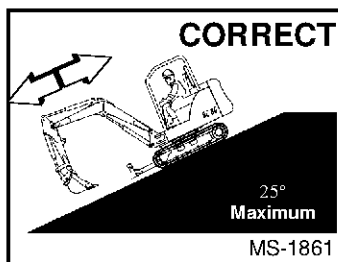
⚠ Never carry riders.



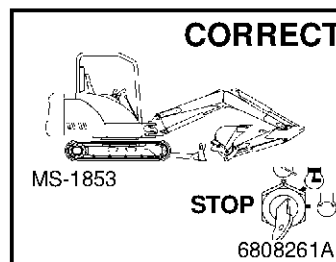
⚠ Avoid exceeding a 15° slope to the side.



⚠ Never travel up a slope that exceeds 15°.

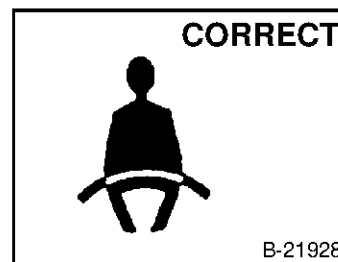


⚠ Avoid exceeding 25° when going down or backing up a slope.



⚠ To exit excavator, lower the attachment.

⚠ Stop the engine.



⚠ Fasten seat belt securely.

⚠ Operate controls only from operator's seat.

SAFETY EQUIPMENT

1. Seat Belt
2. Slew Lock
3. ROPS/TOPS Canopy or Cab
4. Safety Signs (Decals)
5. Safety Tread
6. Grab Handles



Bobcat®

CONTENTS

CONTENTS	5
FOREWORD	7
SAFETY & TRAINING RESOURCES	15
OPERATING INSTRUCTIONS	25
PREVENTIVE MAINTENANCE	49
SPECIFICATIONS	59
WARRANTY	67
ALPHABETICAL INDEX	71

REFERENCE INFORMATION

Write the correct information for YOUR Bobcat attachment in the spaces below. Always use these numbers when referring to your Bobcat attachment.

Attachment Serial Number _____

NOTES:

YOUR BOBCAT DEALER:

ADDRESS:

Bobcat Company
P.O. Box 128
Gwinner, ND 58040-0128
UNITED STATES OF AMERICA

Bobcat Company
Drève Richelle 167
B-1410 WATERLOO
BELGIUM





Thank you very much
for your reading.
Please click here
to get more information.