


1978-1987 Honda 400-450cc Twins Motorcycle Service Repair Workshop Manual



CLYMER[®]
HONDA

400-450cc TWINS • 1978-1987
SERVICE • REPAIR • MAINTENANCE



CLYMER PUBLICATIONS
PREMEDIA Business Magazines & Media
 Chief Executive Officer: Timothy M. Anderson
 President: Bill
 President: William Anderson
 President: David Anderson

MARKETING, SALES AND ADMINISTRATION

President
 Vice President
 Marketing Manager
 Sales Manager
 Advertising & Promotions Director
 Editor
 Assistant Editor
 Copy Editor
 Proofreader
 Production Manager
 Circulation Manager
 Distribution Manager
 Finance Manager
 Human Resources Manager
 Information Systems Manager
 Legal Counsel
 Compliance Officer
 Risk Management
 Security Manager
 Facilities Manager
 IT Manager
 Quality Assurance
 Training Manager
 Environmental Health & Safety
 Records Management
 Contract Management
 Procurement
 Vendor Management
 Customer Service
 Public Relations
 Community Relations
 Government Relations
 Investor Relations
 Sustainability
 Diversity & Inclusion
 Ethics & Compliance
 Crisis Management
 Business Development
 Strategic Planning
 Business Case Development
 Financial Analysis
 Risk Assessment
 Regulatory Compliance
 Environmental Impact
 Social Responsibility
 Stakeholder Engagement
 Change Management
 Project Management
 Business Process Improvement
 Innovation
 Research & Development
 Intellectual Property
 Legal Affairs
 Tax
 Insurance
 Real Estate
 Construction
 Energy
 Transportation
 Manufacturing
 Retail
 Healthcare
 Education
 Financial Services
 Technology
 Telecommunications
 Media
 Entertainment
 Sports
 Food & Beverage
 Hospitality
 Travel
 Logistics
 Shipping & Freight
 Airline
 Maritime
 Rail
 Trucking
 Warehousing
 Distribution
 E-commerce
 Digital Marketing
 Analytics
 Artificial Intelligence
 Blockchain
 Cybersecurity
 Cloud Computing
 Data Science
 Internet of Things
 Robotics
 Augmented Reality
 Virtual Reality
 Gaming
 Streaming Services
 Social Media
 Influencer Marketing
 Content Marketing
 Email Marketing
 Search Engine Optimization
 Pay-Per-Click Advertising
 Display Advertising
 Video Advertising
 Mobile Advertising
 Retargeting
 Conversion Rate Optimization
 A/B Testing
 User Experience
 Usability Testing
 Accessibility
 Privacy
 Data Protection
 GDPR
 CCPA
 HIPAA
 SOX
 Sarbanes-Oxley
 Dodd-Frank
 Basel III
 Dodd-Frank
 SEC
 FINRA
 CFTC
 FDIC
 NCUA
 OCC
 FRB
 Fed Reserve
 Treasury
 IRS
 Social Security
 Medicare
 Medicaid
 VA
 HUD
 EPA
 DOT
 DOD
 NASA
 NOAA
 NPS
 US Forest Service
 US Fish & Wildlife Service
 US Geological Survey
 US Environmental Protection Agency
 US Department of Justice
 US Department of Education
 US Department of Health & Human Services
 US Department of Labor
 US Department of State
 US Department of Defense
 US Department of Energy
 US Department of Agriculture
 US Department of Commerce
 US Department of Housing & Urban Development
 US Department of Transportation
 US Department of Veterans Affairs
 US Department of the Interior
 US Department of the Treasury
 US Department of Justice
 US Department of Education
 US Department of Health & Human Services
 US Department of Labor
 US Department of State
 US Department of Defense
 US Department of Energy
 US Department of Agriculture
 US Department of Commerce
 US Department of Housing & Urban Development
 US Department of Transportation
 US Department of Veterans Affairs
 US Department of the Interior
 US Department of the Treasury

Chapter One	1
General Information	
Chapter Two	2
Troubleshooting	
Chapter Three	3
Lubrication, Maintenance and Tune-up	
Chapter Four	4
Engine	
Chapter Five	5
Clutch and Manual Transmission	
Chapter Six	6
Torque Converter and Automatic Transmission	
Chapter Seven	7
Fuel and Exhaust Systems	
Chapter Eight	8
Electrical System	
Chapter Nine	9
Front Suspension and Steering	
Chapter Ten	10
Rear Suspension	
Chapter Eleven	11
Brakes	
Chapter Twelve	12
Frame and Repainting	
Index	13
Wiring Diagrams	14

The following books and guides are published by WINDYBUSH Business Directories & Books



**ET&M
Books**



Eye



CLYMER



**WATSON
EQUIPMENT**



**WATERWAY
GUIDE**



**BLUE BOOK
VALUES**



Business Case Book

This information is available at www.windybush.com

and then look to the gasoline delivery system. This includes the fuel tank, fuel shutoff valve and the fuel line to the carburetor. Gasoline deposits may have formed and gummed up the carburetor's jets and air passages. Gasoline tends to lose its potency after standing for long periods. Condensation may contaminate the fuel with water. Drain the old fuel and try starting with a fresh tankful.

EMERGENCY TROUBLESHOOTING




When the bike is difficult to start or won't start at all, it does not help to wear out your leg on the kickstarter or run down the battery using the starter. Check for obvious problems even before getting out your tools. Go down the following list step by step. Do each one; you may be embarrassed to find your kill switch is stuck in the OFF position, but that is better than wearing down the battery. If it still will not start, refer to the appropriate troubleshooting procedure which follows in this chapter.

1. Is there fuel in the tank? Open the filler cap and rock the bike. Listen for fuel sloshing around.

WARNING

Do not use an open flame to check in the tank. A serious explosion is certain to result.

2. Is the fuel shutoff valve in the ON position?
3. Make sure the kill switch (Figure 1) is not stuck in the OFF position.
4. Are the spark plug wires (Figure 2) on tight? Push both of them on and slightly rotate them to clean the electrical connection between the plug and the connector.





Thank you very much
for your reading.
Please click here
to get more information.