










JCB 526-56, 531-70, 533-105, 535-95, 535-125, 535-140, 536-60, 536-70, 540-140, 540-170, 541-70, 550-80 LOADALLS    SIDE ENGINE (TIER 4I) Operator Manual










- 526-56
- 531-70
- 533-105
- 535-95
- 535-125
- 535-140
- 536-60
- 536-70
- 540-140
- 540-170
- 541-70
- 550-80






**Note:** *This manual only applies to the above machines when they are fitted with the JCB Dieselmex Engine (SH, DH and SL Builds only).*









































































JCB 526-56, 531-70, 533-105, 535-95, 535-125, 535-140, 536-60, 536-70, 540-140, 540-170, 541-70, 550-80 LOADALLS    SIDE ENGINE (TIER 4I) Operator Manual

Download Operator Manual For JCB 526-56, 531-70, 533-105, 535-95, 535-125, 535-140, 536-60, 536-70, 540-140, 540-170, 541-70, 550-80 LOADALLS    SIDE ENGINE (TIER 4I).

Part number: ENGLISH    9821/2350    ISSUE 4    APRIL 2014

**style="text-align: left;">**This operator  s manual is arranged to give you a good understanding of the machine and its safe operation. It also contains maintenance and technical data. Read this manual from the front to the back before you use the machine for the first time, even if you have used machines of a similar / same type before as the technical specification, systems and controls of the machine may have changed. Particular attention must be given to all the safety aspects of operating and maintaining the machine.. With this in-depth & highly detailed manual you will be able to operate on your vehicle with the absolute best resources available, which will not only save you money in repair bills but will also help you to look after your bussiness.

Models Covered:

      526-56  
      531-70  
      533-105  
      535-95  
      535-125  
      535-140  
      536-60  
      536-70  
      540-140  
      540-170  
      541-70  
      550-80

Note: This manual only applies to the above machines when they are fitted with the JCB Dieselmex Engine (SH, DH and SL Builds only).

This manual is INSTANT DOWNLOAD. It means no shipping cost or waiting for getting a CD package for several days. you will receive this manual today via instant download on completion of payment via our secure payment processor.

Manual Contents:

Safety Notices

Introduction

Operation

Routing Maintenance

Optional Attachments

Specifications

Warranty Information



Thank you very much  
for your reading.  
Please click here  
to get more information.