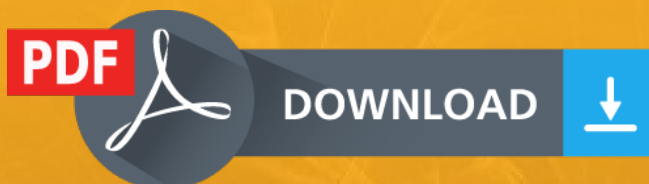



















OPERATOR'S MANUAL



JCB G8X TO G45QX GENERATOR SET Operator Manual

Download Operator   s Manual For JCB G8X TO G45QX GENERATOR SET.

Part number: ENGLISH    9811/4550    ISSUE 1    JUN 2009

This operator   s manual is arranged to give you a good understanding of the machine and its safe operation. It also contains maintenance and technical data. Read this manual from the front to the back before you use the machine for the first time, even if you have used machines of a similar / same type before as the technical specification, systems and controls of the machine may have changed. Particular attention must be given to all the safety aspects of operating and maintaining

the machine.. With this in-depth & highly detailed manual you will be able to operate on your vehicle with the absolute best resources available, which will not only save you money in repair bills but will also help you to look after your bussiness.

Models Covered:

       G8X




       G8QX

       G13X

       G13QX

       G17X

       G17QX

       G20RX


       G22X

       G22QX

       G30RX

       G33X

       G33QX

       G40RX

       G45X

       G45QX

This manual is INSTANT DOWNLOAD. It means no shipping cost or waiting for getting a CD package for several days. you will receive this manual today via instant download on completion of payment via our secure payment processor.

Manual Contents:

Introduction

Installation

Routine Maintenance

KS1 Digital Control Panel

CP1 and CP2 Digital Control Panels

ATP1 Digital Control Panel (option)

Alternator



Thank you very much
for your reading.
Please click here
to get more information.