










JCB JS200, JS210, JS220, JS235 EXCAVATOR Service Repair Manual (EN     
9813/7250    ISSUE 1    05/2017)



# JCB JS200, JS210, JS220, JS235 EXCAVATOR Service Repair Manual (EN 9813/7250 ISSUE 1 05/2017)

Download Complete Service Repair Manual for JCB JS200, JS210, JS220, JS235 EXCAVATOR.  
EN 9813/7250 ISSUE 1 05/2017

This Factory Service Repair Manual offers all the service and repair information about JCB JS200, JS210, JS220, JS235 EXCAVATOR. The information on this manual covered everything you need to know when you want to repair or service JCB JS200, JS210, JS220, JS235 EXCAVATOR.

Models Covered:

JS200 S/N: 1783500 and up

JS210 S/N: 1783500 and up

JS220 S/N: 1783500 and up

JS235 S/N: 1783500 and up

\*\*\*\*\*

This manual is INSTANT DOWNLOAD. It means no shipping cost or waiting for getting a CD package for several days. you will receive this manual today via instant download on completion of payment via our secure payment processor.

Manual Contents:

- 01 Machine
- 03 Attachments, Couplings and Load Handling
- 06 Body and Framework
- 09 Operator Station
- 12 Heating, Ventilating and Air-Conditioning (HVAC)
- 15 Engine
- 18 Fuel and Exhaust System
- 21 Cooling System
- 27 Driveline
- 30 Hydraulic System
- 33 Electrical System
- 72 Fasteners and Fixings
- 75 Consumable Products
- 78 After Sales

Total Pages: 1740 .

This manual can be used by anyone from a first time owner/amateur to a professional technician. Even the most novice mechanic can also easily follow the step-by-step guides which



Thank you very much  
for your reading.  
Please click here  
to get more information.