

About this Manual

Machine Model and Serial Number

This manual provides information for the following model(s) in the JCB machine range:

- JCB JS240 - JS260 from serial number 2050000 to 2050249
- JCB JS330 from serial number 2050500 to 2050749
- JCB JS360 from serial number 2050750 to 2050999

Note: The above machines are available in various configurations with different serial number suffix, e.g. JS330. Specific information for these variants is given in this operator manual.

Using this Manual

This manual of the machine maintenance manual from first time. Part aspects of operation

If there is an distributor or be killed or s

General warning the book, as statements







PDF















DOWNLOAD



JCB JS240, JS260, JS330, JS360 Excavator (JS AUTO RANGE TRACKED EXCAVATORS TIER 4 ISUZU ENGINE) Operator Manual

Download Operator Manual For JCB JS240, JS260, JS330, JS360 Excavator JS AUTO RANGE    TRACKED EXCAVATORS    TIER 4 ISUZU ENGINE.

Part number: ENGLISH    9821/1800    ISSUE 2    AUGUST 12

This operator   s manual is arranged to give you a good understanding of the machine and its safe operation. It also contains maintenance and technical data. Read this manual from the front to the back before you use the machine for the first time, even if you have used machines of a similar / same type before as the technical specification, systems and controls of the machine may have changed. Particular attention must be given to all the safety aspects of operating and maintaining

the machine.. With this in-depth & highly detailed manual you will be able to operate on your vehicle with the absolute best resources available, which will not only save you money in repair bills but will also help you to look after your bussiness.

Models Covered:

This manual provides information for the following model(s) in the JCB machine range:

      JCB JS240   JS260 from serial number 2050000 to 2050249

      JCB JS330 from serial number 2050500 to 2050749

      JCB JS360 from serial number 2050750 to 2050999

This manual is INSTANT DOWNLOAD. It means no shipping cost or waiting for getting a CD package for several days. you will receive this manual today via instant download on completion of payment via our secure payment processor.

Manual Contents:

Introduction

Installation and Removal

Operation

Routine Maintenance




Optional Attachments











Specifications

Warranty Information

Total Pages: 280

This manual can be used by anyone from a first time owner/amateur to a professional technician. Even the most novice mechanic can also easily follow the step-by-step guides which are made simple by the illustrations and drawings. Keep this manual handy and use it often. Performing routine, preventive maintenance will save you time & money by helping to prevent premature failure and unnecessary repairs.

Your will receive a download link in no time after your payment is completed successfully. So please make sure your email address is correct. Don  t Forget to Check Spam /

Junk  if can       t find the new message in your email inbox immediately.



Thank you very much
for your reading.
Please click here
to get more information.