

JCB JZ140, JZ235, JZ255 (JZ AUTO RANGE  TRACKED EXCAVATORS  TIER 3 ISUZU ENGINE) Operator Manual

## OPERATOR MANUAL







THIS MANUAL SHOULD ALWAYS STAY WITH THE MACHINE










JZ AUTO RANGE - TRACKED EXCAVATORS - TIER 3 ISUZU  
ENGINE




ENGLISH - 9811-6800 - JCB 9811-6800 - JUNE 11



# JCB JZ140, JZ235, JZ255 (JZ AUTO RANGE TRACKED EXCAVATORS TIER 3 ISUZU ENGINE) Operator Manual

Download Operator Manual For JCB JZ140, JZ235, JZ255 (JZ AUTO RANGE    TRACKED EXCAVATORS    TIER 3 ISUZU ENGINE).

Part number: ENGLISH    9811-6800    ISSUE 3    JUNE 11

This operator  s manual is arranged to give you a good understanding of the machine and its safe operation. It also contains maintenance and technical data. Read this manual from the front to the back before you use the machine for the first time, even if you have used machines of a similar / same type before as the technical specification, systems and controls of the machine may have changed. Particular attention must be given to all the safety aspects of operating and maintaining the machine.. With this in-depth & highly detailed manual you will be able to operate on your vehicle with the absolute best resources available, which will not only save you money in repair bills but will also help you to look after your bussiness.

Models Covered:

This manual provides information for the following model(s) in the JCB machine range:

JCB JZ140 from serial number 01390000 to 01390499.

JCB JZ235/255 from serial number 01234500 to 01235499.

Note: The above machines are available in various configurations which are identified by a model number suffix, e.g. JZ140LC. Where appropriate, specific information for these variants is given in this manual.

This manual is INSTANT DOWNLOAD. It means no shipping cost or waiting for getting a CD package for several days. you will receive this manual today via instant download on completion of payment via our secure payment processor.

Manual Contents:

Introduction

Installation and Removal

Operation

Routine Maintenance




Optional Attachments

Specifications

Warranty Information

Total Pages: 271

This manual can be used by anyone from a first time owner/amateur to a professional technician. Even the most novice mechanic can also easily follow the step-by-step guides which are made simple by the illustrations and drawings. Keep this manual handy and use it often. Performing routine, preventive maintenance will save you time & money by helping to prevent premature failure and unnecessary repairs.

You will receive a download link in no time after your payment is completed successfully. So please make sure your email address is correct. Don  t Forget to Check Spam /



Thank you very much  
for your reading.  
Please click here  
to get more information.