

JCB LOADALLS    SIDE ENGINE (TIER 3) Operator   s Manual (from SN 1186000)















OPERATOR'S MANUAL



JCB LOADALLS SIDE ENGINE (TIER 3) Operator s Manual (from SN 1186000)









































































Download Operator   s Manual For JCB LOADALLS    SIDE ENGINE (TIER 3).

Part number: EN    9811/3150    ISSUE 2    APRIL 2009

This operator   s manual is arranged to give you a good understanding of the machine and its safe operation. It also contains maintenance and technical data. Read this manual from the front to the back before you use the machine for the first time, even if you have used machines of a similar / same type before as the technical specification, systems and controls of the machine may have changed. Particular attention must be given to all the safety aspects of operating and maintaining

the machine.. With this in-depth & highly detailed manual you will be able to operate on your vehicle with the absolute best resources available, which will not only save you money in repair bills but will also help you to look after your bussiness.

Models Covered:

-       531-70 from SN 1186000
-       533-105 from SN 1186000
-       535-95 from SN 1186000
-       535-125 from SN 1186000
-       535-125 HiViz from SN 1186000
-       535-140 from SN 1186000
-       535-140 HiViz from SN 1186000
-       536-60 from SN 1186000
-       536-70 from SN 1186000
-       540-140 from SN 1186000
-       540-170 from SN 1186000
-       541-70 from SN 1186000

This manual is INSTANT DOWNLOAD. It means no shipping cost or waiting for getting a CD package for several days. you will receive this manual today via instant download on completion of payment via our secure payment processor.

Manual Contents:

Safety Notices

Introduction

Operation

Maintenance

Attachments

Technical Data

Warranty Information

Total Pages: 344

This manual can be used by anyone from a first time owner/amateur to a professional technician. Even the most novice mechanic can also easily follow the step-by-step guides which



Thank you very much
for your reading.
Please click here
to get more information.