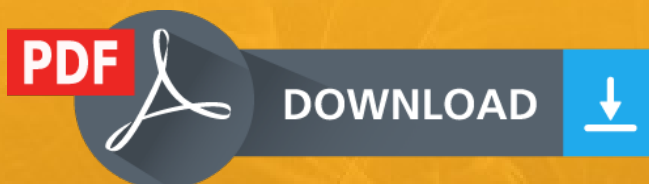




# OPERATOR'S MANUAL



# JCB VM 75 D / PD Vibratory Single Drum Roller Instruction Manual

Download Instruction Manual For JCB VM 75 D / PD Vibratory Single Drum Roller.

Part number: -07222/28435A Edition: November 2005

This Instruction Manual is arranged to give you a good understanding of the machine and its safe operation. It also contains maintenance and technical data. Read this manual from the front to the back before you use the machine for the first time, even if you have used machines of a similar / same type before as the technical specification, systems and controls of the machine may have changed. Particular attention must be given to all the safety aspects of operating and maintaining the machine.. With this in-depth & highly detailed manual you will be able to operate on your vehicle with the absolute best resources available, which will not only save you money in repair bills but will also help you to look after your bussiness.

Models Covered:






























VM 75 D / PD

Valid from serial no.:JCB 18 000 00

This manual is INSTANT DOWNLOAD. It means no shipping cost or waiting for getting a CD package for several days. you will receive this manual today via instant download on completion of payment via our secure payment processor.

Manual Contents:

Operators Manual

1.0 Foreword to the Operating Instructions .....	3
2.0 Brief Description of the Machine .....	4
3.0 Product Identification and Serial Numbers .....	5
4.0 Identifying the Machine Parts .....	6
5.0 Basic Safety Notes .....	8
6.0 Technical Data .....	18
7.0 Decals .....	21
8.0 Hand Signals .....	24
Maintenance Instructions	
9.0 Operator         s stand .....	26
26 Console .....	29
Operator        s Seat .....	30
10. Operator        s Stand and Cab .....	31
31 Cab .....	32
11.0 Special Equipment .....	33
12.0 ASS        Switch .....	35
13.0 Instructions for Safe Operation .....	36
Before Starting the Engine .....	37
Engine Starting Aids .....	38
Starting the Engine .....	39



Thank you very much  
for your reading.  
Please click here  
to get more information.