



1600

SERVICE MANUAL



Dealer Copy -- Not for Resale

MELROE
INGERSOLL-RAND

6566906 (8-87)
1 of 280



Printed in U.S.A.

MAINTENANCE SAFETY



WARNING

Instructions are necessary before operating or servicing machine. Read and understand the Operation & Maintenance Manual, Operator's Handbook and signs (decals) on machine. Follow warnings and instructions in the manuals when making repairs, adjustments or servicing. Check for correct function after adjustments, repairs or service. Untrained operators and failure to follow instructions can cause injury or death.

W-2003-0903




Safety Alert Symbol: This symbol with a warning statement, means: "Warning, be alert! Your safety is involved!" Carefully read the message that follows.




CORRECT

B-10731a



B-6700


- ⚠ Never service the Bobcat Loader without instructions. See Service Manual.
- ⚠ Check engine and hydraulic fluids daily.
- ⚠ Use recommended fluids.



CORRECT

B-6699

- ⚠ Cleaning and maintenance are required daily.



WRONG

B-15547

- ⚠ Disconnecting or loosening any hydraulic tubeline, hose, fitting, component or a part failure can cause lift arms to drop. Do not go under lift arms when raised unless supported by an approved lift arm support device. Replace it if damaged.



WRONG

B-6688

- ⚠ Always connect steering frame lock before working on the loader.



WRONG

B-6672

- ⚠ Do not fill the fuel tank with engine running, while smoking or when near an open flame.



WRONG

B-6673

- ⚠ Never work on loader with lift arms up unless lift arms are held by an approved lift arm support device.
- ⚠ Never modify equipment or add attachments not approved by Bobcat Company.



WRONG

B-6697

- ⚠ Stop, cool and clean engine of flammable materials before checking fluids.
- ⚠ Never service or adjust loader with the engine running unless instructed to do so in the manual.
- ⚠ Avoid contact with leaking hydraulic fluid or diesel fuel under pressure. It can penetrate the skin or eyes.



WRONG

B-6698

- ⚠ Keep body, jewelry and clothing away from moving parts, electrical contact, hot parts and exhaust.
- ⚠ Wear eye protection to guard from battery acid, compressed springs, fluids under pressure and flying debris when engines are running or tools are used. Use eye protection approved for type of welding.
- ⚠ Keep rear door closed except for service. Close and latch door before operating the loader.



WRONG

B-6589

- ⚠ Lead-acid batteries produce flammable and explosive gases.
- ⚠ Keep arcs, sparks, flames and lighted tobacco away from batteries.
- ⚠ Batteries contain acid which burns eyes or skin on contact. Wear protective clothing. If acid contacts body, flush well with water. For eye contact flush well and get immediate medical attention.

Maintenance procedures which are given in the Operation & Maintenance Manual can be performed by the owner/operator without any specific technical training. Maintenance procedures which are **not** in the Operation & Maintenance Manual must be performed **ONLY BY QUALIFIED BOBCAT SERVICE PERSONNEL**. Always use genuine Bobcat replacement parts. The Service Safety Training Course is available from your Bobcat dealer.

MSW04-0805

Dealer Copy -- Not for Resale



Bobcat®

CONTENTS

SAFETY INSTRUCTIONS.....	i
SERIAL NUMBER LOCATIONS.....	ii
DELIVERY REPORT.....	ii
BOBCAT ARTICULATED LOADER IDENTIFICATION.....	iii
PREVENTIVE MAINTENANCE.....	1-1
HYDRAULIC SYSTEM.....	2-1
HYDROSTATIC SYSTEM.....	3-1
DRIVE SYSTEM.....	4-1
MAIN FRAME.....	5-1
ELECTRICAL SYSTEM.....	6-1
ENGINE SERVICE.....	7-1
TECHNICAL DATA.....	8-1

PREVENTIVE
MAINTENANCE

HYDRAULIC
SYSTEM

HYDROSTATIC
SYSTEM

DRIVE
SYSTEM

MAIN
FRAME

ELECTRICAL
SYSTEM

ENGINE
SERVICE

TECHNICAL
DATA



Thank you very much
for your reading.
Please click here
to get more information.