

963

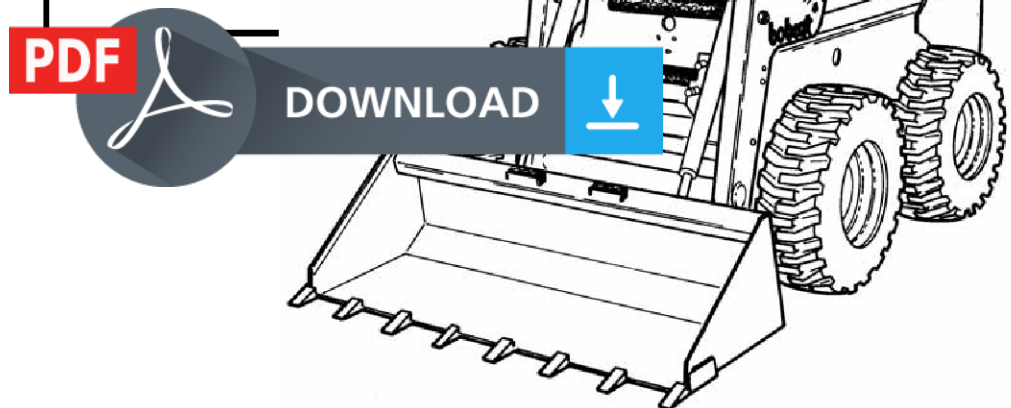


Bobcat®

Service Manual

(S/N 562215001 & Above)

(S/N 516515001 & Above)



EQUIPPED WITH
BOBCAT INTERLOCK
CONTROL SYSTEM (BICS™)

MAINTENANCE SAFETY



WARNING

Instructions are necessary before operating or servicing machine. Read and understand the Operation & Maintenance Manual, Operator's Handbook and signs (decals) on machine. Follow warnings and instructions in the manuals when making repairs, adjustments or servicing. Check for correct function after adjustments, repairs or service. Untrained operators and failure to follow instructions can cause injury or death.

W-2003-0903



Safety Alert Symbol: This symbol with a warning statement, means: "Warning, be alert! Your safety is involved!" Carefully read the message that follows.

CORRECT




B-10731a



Never service the Bobcat Skid-Steer Loader without instructions.

CORRECT




B-15590



Use the correct procedure to lift or lower operator cab.

CORRECT




B-15591



Cleaning and maintenance are required daily.

WRONG



B-15592



Have good ventilation when welding or grinding painted parts.




Wear dust mask when grinding painted parts. Toxic dust and gas can be produced.



Avoid exhaust fume leaks which can kill without warning. Exhaust system must be tightly sealed.

WRONG

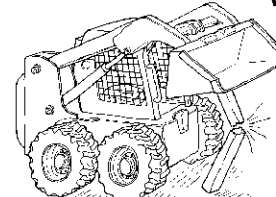


B-15593



Disconnecting or loosening any hydraulic tubeline, hose, fitting, component or a part failure can cause lift arms to drop. Do not go under lift arms when raised unless supported by an approved lift arm support device. Replace it if damaged.

WRONG



B-15599




Never work on loader with lift arms up unless lift arms are held by an approved lift arm support device. Replace if damaged.



Never modify equipment or add attachments not approved by Bobcat Company.

WRONG



B-15600



Stop, cool and clean engine of flammable materials before checking fluids.



Never service or adjust loader with the engine running unless instructed to do so in the manual.




Avoid contact with leaking hydraulic fluid or diesel fuel under pressure. It can penetrate the skin or eyes.



Never fill fuel tank with engine running, while smoking or when near open flame.

WRONG



B-15601



Keep body, jewelry and clothing away from moving parts, electrical contact, hot parts and exhaust.



Wear eye protection to guard from battery acid, compressed springs, fluids under pressure and flying debris when engines are running or tools are used. Use eye protection approved for type of welding.



Keep rear door closed except for service. Close and latch door before operating the loader.

WRONG



B-6589



Lead-acid batteries produce flammable and explosive gases.



Keep arcs, sparks, flames and lighted tobacco away from batteries.



Batteries contain acid which burns eyes or skin on contact. Wear protective clothing. If acid contacts body, flush well with water. For eye contact flush well and get immediate medical attention.

Maintenance procedures which are given in the Operation & Maintenance Manual can be performed by the owner/operator without any specific technical training. Maintenance procedures which are **not** in the Operation & Maintenance Manual must be performed **ONLY BY QUALIFIED BOBCAT SERVICE PERSONNEL**. Always use genuine Bobcat replacement parts. The Service Safety Training Course is available from your Bobcat dealer.

MSW08-0805

Dealer Copy -- Not for Resale



Bobcat®

ALPHABETICAL INDEX

AHC SYSTEM.....	60-01	HYDROSTATIC MOTOR.....	30-01
AIR CLEANER.....	70-01	HYDROSTATIC PUMP.....	30-01
AIR CLEANER SERVICE	10-01	HYDROSTATIC SYSTEM INFORMATION	30-01
AIR CONDITIONING SERVICE.....	80-01	INSTRUMENT PANEL	50-01
AIR CONDITIONING SYSTEM FLOW	60-01	LIFT ARMS	50-01
BASIC TROUBLESHOOTING	80-01	LIFT ARM BY-PASS CONTROL VALVE	20-01
BATTERY.....	60-01	LIFT ARM SUPPORT DEVICE	10-01
BICS™.....	10-01	LIFTING AND BLOCKING THE LOADER	10-01
BICS™ SYSTEM.....	60-01	LIGHTS	60-01
BOBCAT CONTROLLER.....	60-01	LOADER SPECIFICATIONS.....	SPEC-01
BOB-TACH.....	50-01	LUBRICATION THE LOADER	10-01
BRAKE.....	40-01	MAIN RELIEF VALVE.....	20-01
BUCKET POSITION VALVE	20-01	MUFFLER	70-01
CHAINCASE	40-01	OIL COOLER	30-01
CHARGE PRESSURE.....	30-01	OPERATOR CAB.....	10-01, 50-01
COMPONENTS	80-01	OPERATOR SEAT	50-01
COMPRESSOR.....	80-01	POWER BOB-TACH (OPTION)	10-01,50-01
CONDENSER.....	80-01	PRESSURE RELIEF VALVE.....	80-01
CONTROL PANEL.....	30-01	PRESSURE SWITCH	80-01
CONTROLS.....	20-01	PWM CONTROL.....	60-01
CONVERSIONS	SPEC-01	RADIATOR.....	60-01
COOLING FAN	70-01	REAR AUXILIARY DIVERTER	20-01
COOLING FAN FILTER	20-01	REAR DOOR	50-01
CYLINDER(S)	20-01	REAR GRILL.....	50-01
DIAGNOSTICS SERVICE CODES.....	60-01	RECEIVER/DRIER.....	80-01
DRIVE BELT	30-01	RECONDITIONING THE ENGINE.....	70-01
DRIVE COMPONENTS	40-01	REGULAR MAINTENANCE.....	80-01
ELECTRICAL/HYDRAULIC CONTROL REF.....	60-01	REMOTE START	10-01
ELECTRICAL SYSTEM INFORMATION	60-01	SAFETY	80-01
ENGINE AND ENGINE MOUNTS	70-01	SEAT BAR.....	50-01
ENGINE COMPONENTS AND TESTING	70-01	SEAT BAR RESTRAINT SYSTEM.....	10-01
ENGINE COOLING SYSTEM.....	10-01	SEAT BAR SENSOR.....	60-01
ENGINE LUBRICATION SYSTEM	10-01	SERVICE SCHEDULE	10-01
ENGINE SPEED CONTROL	70-01	STARTER.....	60-01
ENGINE SPECIFICATIONS	SPEC-01	STEERING.....	30-01
EVAPORATOR	80-01	SYSTEM CHARGING AND RECLAMATION.....	80-01
EVAPORATOR/HEATER UNIT.....	80-01	SYSTEM TROUBLEHOOTING CHART	80-01
EXPANSION VALVE	80-01	TEMPERATURE/PRESSURE.....	80-01
FLYWHEEL AND HOUSING	70-01	THERMOSTAT	80-01
FUEL SYSTEM.....	10-01	TILT JUNCTION BLOCK.....	20-01
FUEL TANK	50-01	TIRE MAINTENANCE.....	10-01
GENERAL AIR CONDITIONING SERVICE		TOWING THE LOADER.....	10-01
GUIDELINES	80-01	TORQUE SPECIFICATIONS FOR BOLTS.....	SPEC-01
HAND-LEVER BOB-TACH	10-01	TRACTION LOCK	60-01
HEATER COIL	80-01	TRANSPORTING THE LOADER.....	10-01
HEATER/AC FAN.....	80-01	TROUBLESHOOTING	70-01
HEATER VALVE	80-01		
HYDRAULIC CONTROL VALVE	20-01		
HYDRAULIC CONNECTION SPEC	SPEC-01		
HYDRAULIC/HYDROSTATIC FILTER.....	20-01		
HYDRAULIC/HYDROSTATIC FLUID SPEC.....	SPEC-01		
HYDRAULIC FLUID RESERVOIR.....	20-01		
HYDRAULIC PUMP.....	10-01		
HYDRAULIC SYSTEM INFORMATION	20-01		
HYDRAULIC/HYDROSTATIC SYSTEM	10-01		

Dealer Copy -- Not for Resale



Thank you very much
for your reading.
Please click here
to get more information.