

John Deere 5055E, 5065E, 5075E, 5078E, 5085E & 5090E Tractor (Brazil models)
Diagnostic and Repair Technical Manual (TM801619)

John Deere Agriculture

**5055E, 5065E, 5075E, 5078E, 5085E & 5090E
Tractors Diagnostic**

**DIAGNOSIS AND TESTS SERVICE
MANUAL**

**Brazil models 5075E, 5078E, 5085E, 5055E, 5065E,
5090E**

PDF



DOWNLOAD



TM801619, March 2012



John Deere 5055E, 5065E, 5075E, 5078E, 5085E & 5090E Tractor (Brazil models) Diagnostic and Repair Technical Manual (TM801619)

Download Technical Manual For John Deere 5055E, 5065E, 5075E, 5078E, 5085E & 5090E Tractor (Brazil models) Diagnostic and Repair.

Publication No. TM801619, March 2012

This Technical Manual offers all the Diagnostic and Repair Information for John Deere 5055E, 5065E, 5075E, 5078E, 5085E & 5090E Tractor. With this in-depth & highly detailed manual you will be able to work on your vehicle with the absolute best resources available, which will not only save you money in repair bills but will also help you to look after your business. The information on this manual covered everything you need to know when you want to repair or service on John Deere 5055E, 5065E, 5075E, 5078E, 5085E & 5090E Tractor (Brazil models).

Models Covered:

(Brazil models)

5075E

5078E

5085E

5055E

5065E

5090E

This manual is INSTANT DOWNLOAD. It means no shipping cost or waiting for getting a CD package for several days. you will receive this manual today via instant download on completion of payment via our secure payment processor.

Manual Contents:

FOREWORD

Section 10    GENERAL INFORMATION

Group 05    Safety

Section 220    ENGINE SYSTEM

Group 05    Component Location

Group 10    Theory of Operation

Group 15    Diagnostics, Tests and Adjustments

Section 230    FUEL AND AIR INTAKE SYSTEM

Group 05    Location of Components

Group 10    Theory of Operation




Group 15    Diagnostics, Tests and Adjustments

Section 240A    ELECTRICAL SYSTEM   5055E AND 5065E

Group 05    How To Use Diagnostic Information

Group 10    Electrical Components Test

Group 10A    Diagnostic Tools

Group 15A    Main Power Supply Circuit

Group 15B    Engine Start-Up



Thank you very much
for your reading.
Please click here
to get more information.