

2002 Yamaha YZF-R1P(C) Motorcycle Service Repair Workshop Manual














YZF-R1P YZF-R1PC

SERVICE MANUAL

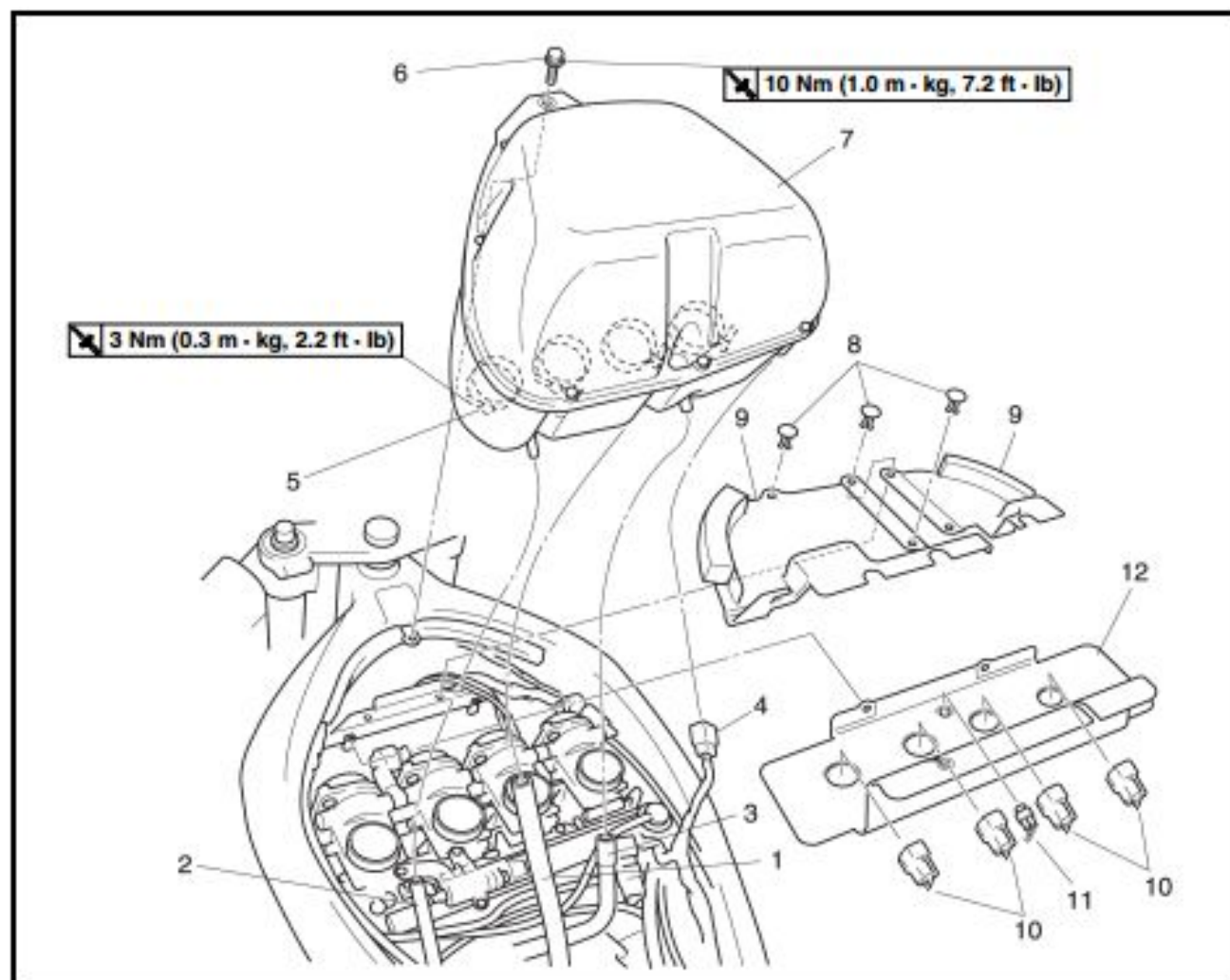
CHAPTER TITLES

GENERAL INFORMATION	
	GEN INFO 1
SPECIFICATIONS	
	SPEC 2
PERIODIC INSPECTION AND ADJUSTMENT	
	INSP ADJ 3
ENGINE	
	ENG 4
COOLING	
	COOL 5
CARBURETION	
	CARB 6
CHASSIS	
	CHAS 7
ELECTRICAL	
	ELEC 8
TROUBLESHOOTING	
	TRBL SHTG 9



EAS00043

AIR FILTER CASE



Order	Job/Part	Q'ty	Remarks
	Removing the air filter case		
	Rider seat and fuel tank		Remove the parts in the order listed. Refer to "SEATS" and "FUEL TANK".
1	Crankcase breather hose	1	
2	Air filter case breather hose	1	
3	AI system hose	1	
4	Intake temperature sensor coupler	1	
5	Clamp screw	4	Loosen.
6	Bolt	1	
7	Air filter case	1	
8	Quick fastener	3	
9	Ignition coil plate	2	
10	Ignition coil coupler	4	Disconnect.
11	Cylinder identification sensor coupler	1	
12	Rubber baffle	1	
			For installation, reverse the removal procedure.



Thank you very much
for your reading.
Please click here
to get more information.