
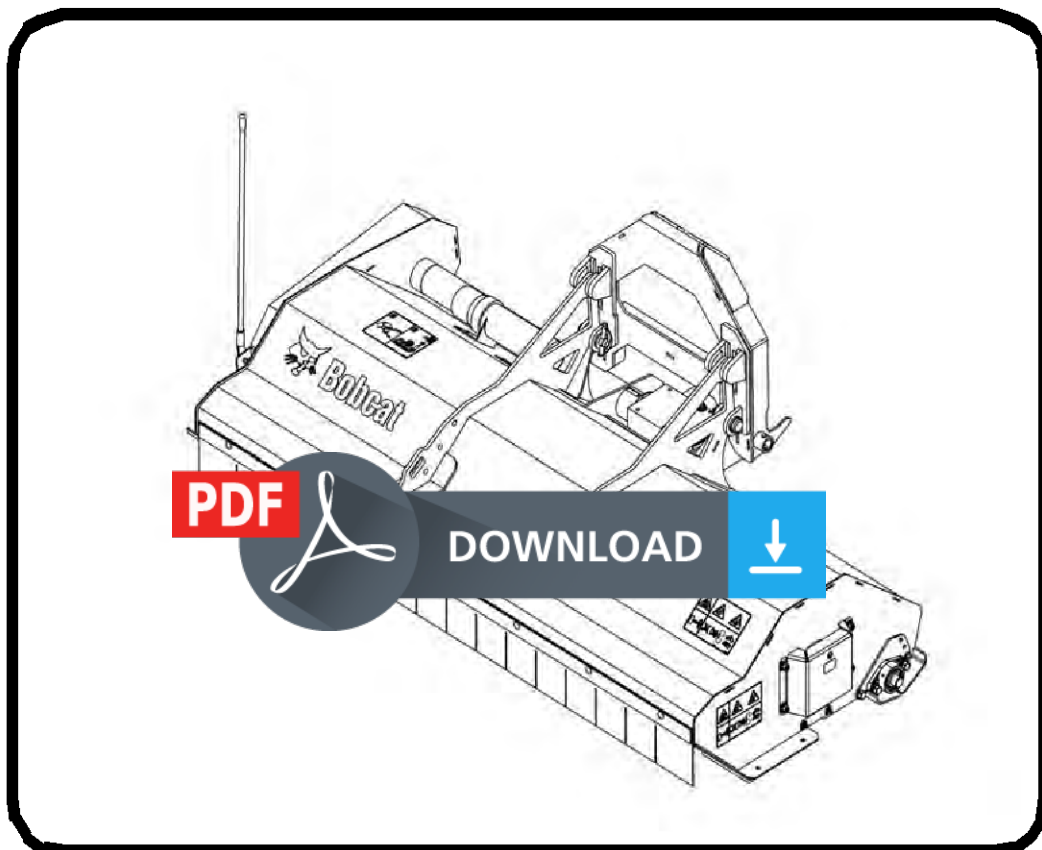




Bobcat®

Operation & Maintenance Manual Flail Mower

FLM-66-UV S/N B48F00101 & Above



OPERATOR SAFETY WARNINGS




WARNING

Operator must have instructions before operating the machine. Untrained operators can cause injury or death.

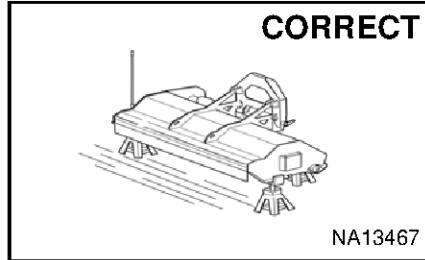
W-2001-0502



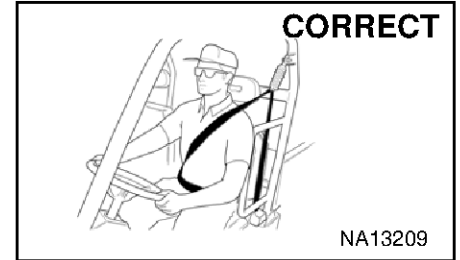
Safety Alert Symbol: This symbol with a warning statement, means: "Warning, be alert! Your safety is involved!" Carefully read the message that follows.



⚠ Never use the mower without instructions. See machine signs (decals), Operation & Maintenance Manual, and Operator's Handbook.




⚠ Securely block up attachment before working underneath.




⚠ Fasten seat belt securely.


⚠ Operate controls only from operator's seat.




⚠ Always check work area before operating mower.
⚠ Never use utility vehicle without approved ROPS. Fasten your seat belt.



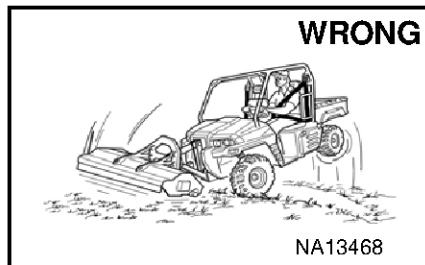
⚠ Do not use utility vehicle or mower in atmosphere with explosive dust, explosive gas, or where exhaust can contact flammable material.



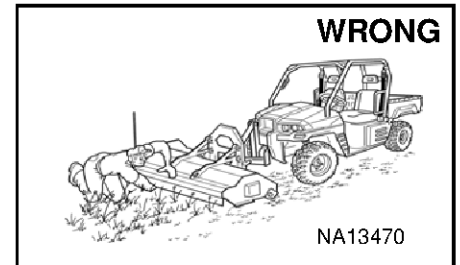
⚠ Never allow riders on mower.



⚠ Keep bystanders away when operating mower.



⚠ Always carry attachment as low as possible.



⚠ Do not put hands, feet, or objects under mower when engine is running.

SAFETY EQUIPMENT

The Bobcat® Utility Vehicle must be equipped with safety items necessary for each job. Ask your dealer about attachments and accessories.

1. **SEAT BELT:** Check belt fasteners and check for damaged webbing or buckle.
2. **ROLL-OVER PROTECTIVE STRUCTURE (ROPS) and OCCUPANT PROTECTIVE STRUCTURE (OPS):** It must be maintained in good condition.
3. **OPERATOR'S HANDBOOK:** Must be on the vehicle.
4. **MACHINE AND ATTACHMENT WARNING SIGNS:** Replace if damaged.
5. **GRAB HANDLES:** Replace if damaged.
6. **START INTERLOCK AND PTO INTERLOCK SYSTEM:** Check function.
7. **MOWER DEFLECTOR GUARDS:** Replace if damaged.
8. **MOWER BELT / PULLEY SHIELDS:** Replace if damaged.

OSW87-0117



Bobcat®

CONTENTS

FOREWORD	5
SAFETY AND TRAINING RESOURCES	11
OPERATING INSTRUCTIONS	23
PREVENTIVE MAINTENANCE	55
SPECIFICATIONS	69
WARRANTY	73
ALPHABETICAL INDEX	77

REFERENCE INFORMATION

Write the correct information for YOUR Bobcat attachment in the spaces below. Always use these numbers when referring to your Bobcat attachment.

Attachment Serial Number _____

NOTES:

YOUR BOBCAT DEALER:

ADDRESS:

PHONE:

Bobcat Company
P.O. Box 128
Gwinner, ND 58040-0128
UNITED STATES OF AMERICA

Doosan Bobcat EMEA s.r.o
U Kodetky 1978
26312 Dobris
CZECH REPUBLIC



Thank you very much
for your reading.
Please click here
to get more information.