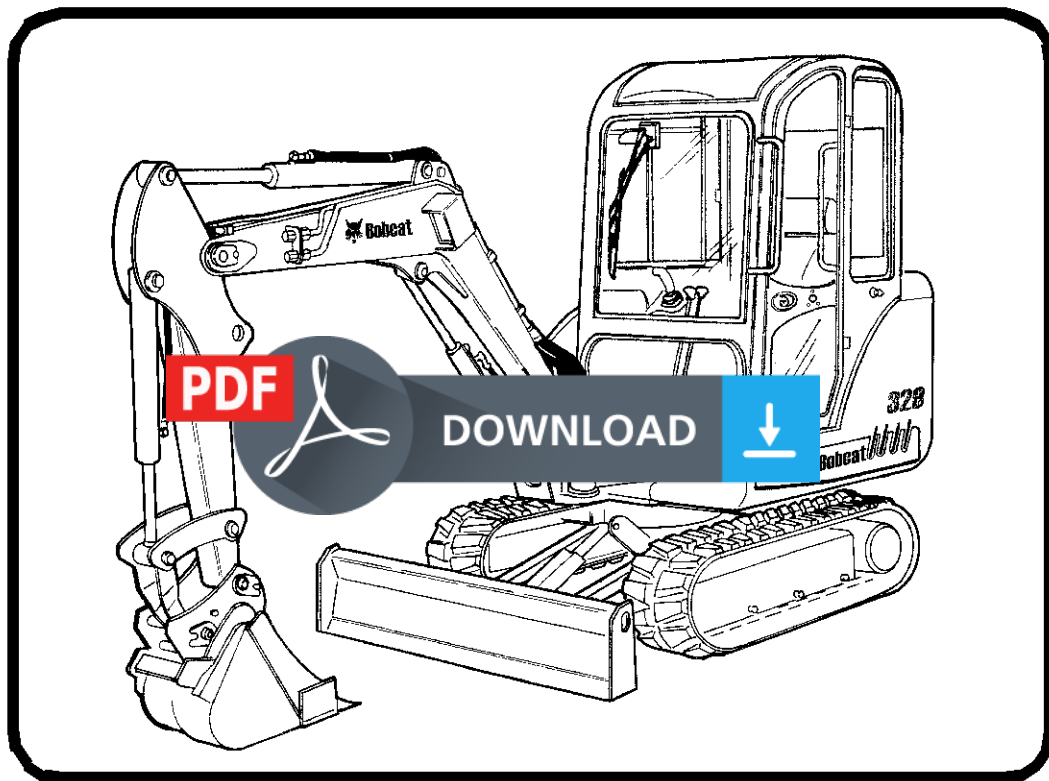




Bobcat®

Service Manual 329 Compact Excavator

S/N A2PG11001 & Above



Dealer Copy -- Not for Resale



MAINTENANCE SAFETY



WARNING

Instructions are necessary before operating or servicing machine. Read and understand the Operation & Maintenance Manual, Operator's Handbook and signs (decals) on machine. Follow warnings and instructions in the manuals when making repairs, adjustments or servicing. Check for correct function after adjustments, repairs or service. Untrained operators and failure to follow instructions can cause injury or death.

W-2003-0807



Safety Alert Symbol: This symbol with a warning statement, means: "Warning, be alert! Your safety is involved!" Carefully read the message that follows.

CORRECT



P-90216

- Never service the Bobcat Excavator without instructions.


CORRECT



B-19964

- Use the correct procedure to lift and support the excavator.


CORRECT



B-19959

- Cleaning and maintenance are required daily.


WRONG



B-19965

- Have good ventilation when welding or grinding painted parts.
- Wear dust mask when grinding painted parts. Toxic dust and gas can be produced.

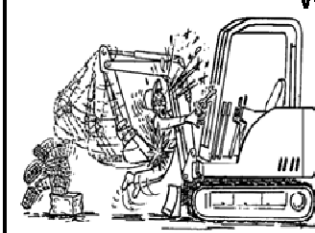
WRONG



B-19960

- Vent exhaust to outside when engine must be run for service.
- Exhaust system must be tightly sealed. Exhaust fumes can kill without warning.


WRONG



B-19966

- Always lower the bucket and blade to the ground before doing any maintenance.
- Never modify equipment or add attachments not approved by Bobcat Company.

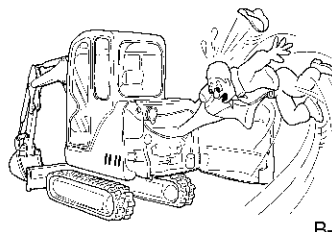
WRONG



B-19962

- Stop, cool and clean engine of flammable materials before checking fluids.
- Never service or adjust machine with the engine running unless instructed to do so in the manual.
- Avoid contact with leaking hydraulic fluid or diesel fuel under pressure. It can penetrate the skin or eyes.
- Never fill fuel tank with engine running, while smoking, or when near open flame.

WRONG



B-19958

- Keep body, jewelry and clothing away from moving parts, electrical contact, hot parts and exhaust.
- Wear eye protection to guard from battery acid, compressed springs, fluids under pressure and flying debris when engines are running or tools are used. Use eye protections approved for type of welding.
- Keep tailgate closed except for service. Close and latch tailgate before operating the excavator.

WRONG



B-19798

- Lead-acid batteries produce flammable and explosive gases.
- Keep arcs, sparks, flames and lighted tobacco away from batteries.
- Batteries contain acid which burns eyes or skin on contact.
- Wear protective clothing. If acid contacts body, flush well with water. For eye contact flush well and get immediate medical attention.

Maintenance procedures which are given in the Operation & Maintenance Manual can be performed by the owner/operator without any specific technical training. Maintenance procedures which are **not** in the Operation & Maintenance Manual must be performed **ONLY BY QUALIFIED BOBCAT SERVICE PERSONNEL**. Always use genuine Bobcat replacement parts. The Service Safety Training Course is available from your Bobcat dealer.

MSW28-0409

Dealer Copy -- Not for Resale



Bobcat®

ALPHABETICAL INDEX

AIR CLEANER	60-01	FLOORMAT AND FLOOR PANELS	40-01
AIR CLEANER SERVICE	10-01	FLYWHEEL AND HOUSING	60-01
ALTERNATOR	50-01	FUEL LEVEL SENDER	50-01
ALTERNATOR BELT	10-01	FUEL SYSTEM.....	10-01, 60-01
ARM	40-01	FUEL TANK	40-01
ARM CYLINDER	20-01		
BATTERY	50-01	HEATER COIL.....	70-01
BLADE	30-01	HEATER SYSTEM.....	70-01
BLADE CONTROL.....	40-01	HEATER UNIT.....	70-01
BLADE CYLINDER	20-01	HEATER VALVE	70-01
BLOWER FAN	70-01	HORN	40-01
BOOM	40-01	HYDRAULIC CONTROL VALVE	20-01
BOOM CYLINDER.....	20-01	HYDRAULIC CONNECTION SPECS	SPEC-01
BOOM SWING CYLINDER.....	20-01	HYDRAULIC FLUID SPECIFICATIONS.....	SPEC-01
BOOM SWING PEDAL	40-01	HYDRAULIC FILTER.....	20-01
BUCKET	40-01	HYDRAULIC PUMP	20-01
BUCKET CYLINDER	20-01	HYDRAULIC RESERVOIR.....	20-01
BUILDUP VALVE	20-01	HYDRAULIC SYSTEM	10-01
		HYDRAULIC SYSTEM INFORMATION	20-01
CAB.....	40-01		
CAMSHAFT AND TIMING GEARS.....	60-01	LEFT CONTROL LEVER (JOYSTICK)	20-01
CANOPY.....	40-01	LEFT CONSOLE	40-01
CASE DRAIN FILTER	20-01	LIFTING AND BLOCKING THE EXCAVATOR	10-01
CLAMP.....	40-01	LIFTING THE EXCAVATOR	10-01
CLAMP CYLINDER	20-04	LIGHTS.....	50-01
CONVERSIONS	SPEC-01	LUBRICATION SYSTEM.....	60-01
CONTROL PATTERN SELECTOR VALVE	20-01	LUBRICATION THE EXCAVATOR	10-01
CRANKSHAFT AND PISTONS	60-01		
CROSSPORT RELIEF VALVES	20-01	MAGNETIC LOCKOUT SENSOR	50-01
CYLINDER HEAD.....	60-01	MAIN RELIEF VALVE	20-01
		MANIFOLD ASSEMBLY / ACCUMULATOR	20-01
DIAGNOSTICS SERVICE CODES.....	50-01		
DIRECT TO TANK VALVE	20-01	OIL COOLER.....	20-01
		OPERATOR CAB (ROPS/TOPS)	10-01
ELECTRICAL SYSTEM INFORMATION	50-01		
ENGINE COOLING SYSTEM.....	10-01	PIVOT PINS	10-01
ENGINE FLYWHEEL	60-01	PORT RELIEF VALVES.....	20-01
ENGINE INFORMATION	60-01	PRESSURE REDUCING VALVE.....	20-01
ENGINE LUBRICATION SYSTEM.....	10-01		
ENGINE SPEED CONTROL	60-01	REGULAR MAINTENANCE	70-01
EXCAVATOR STORAGE AND RETURN TO		RIGHT CONTROL LEVER (JOYSTICK)	20-01
SERVICE	10-01	RIGHT CONSOLE.....	40-01

Continued On Next Page

Dealer Copy -- Not for Resale



Thank you very much
for your reading.
Please click here
to get more information.