



Bobcat®

Grapple

90" Fork &
90" Bucket

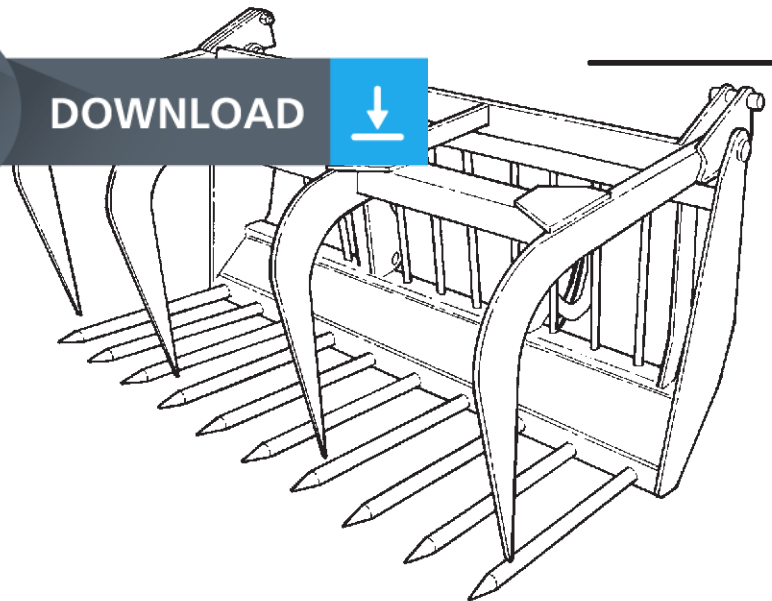
VersaHANDLER Attachment Service Manual

S/N 029100101 & Above
S/N 028900101 & Above

PDF



DOWNLOAD



Printed in U.S.A.

MAINTENANCE SAFETY



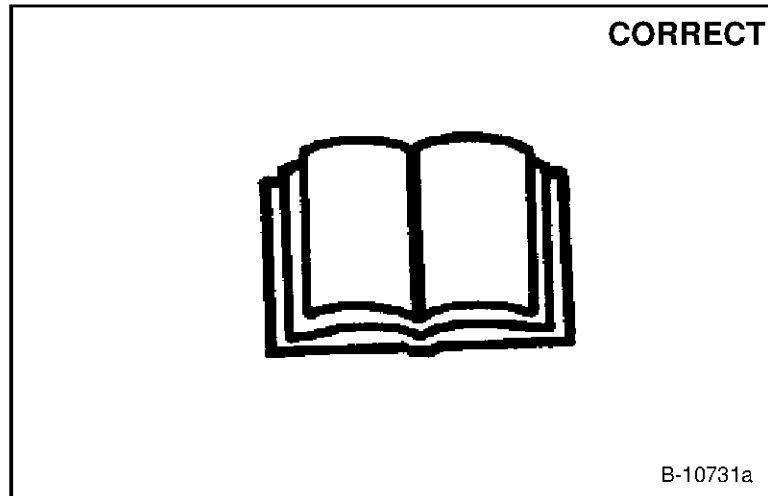
WARNING









Instructions are necessary before operating or servicing machine. Read and understand the Operation & Maintenance Manual, Operator's Handbook and signs (decals) on machine. Follow warnings and instructions in the manuals when making repairs, adjustments or servicing. Check for correct function after adjustments, repairs or service. Untrained operators and failure to follow instructions can cause injury or death.

W-2003-0903



Safety Alert Symbol: This symbol with a warning statement, means: "Warning, be alert! Your safety is involved!" Carefully read the message that follows.



-  Never service attachments without instructions. See Operation & Maintenance Manual and Attachment Service Manual.
-  Cleaning and maintenance are required daily.
-  Never service or adjust attachment with the engine running unless instructed to do so in manual.
-  Always lower the attachment to the ground before lubricating or servicing.
-  Avoid contact with leaking hydraulic fluid or diesel fuel under pressure. It can penetrate skin or eyes.
-  Stop, cool and clean engine of flammable materials before checking fluids.
-  Keep body, loose objects and clothing away from moving parts, electrical contacts, hot parts and exhaust.
-  Safety glasses are needed for eye protection from electrical arcs, battery acid, compressed springs, fluids under pressure and flying debris or when tools are used. Use eye protection approved for type of welding.



Bobcat®

ALPHABETICAL INDEX

BUCKET GRAPPLE	30-01
FORK GRAPPLE	30-01
GLOSSARY OF HYDRAULIC SYMBOLS	40-01
GRAPPLE TOOTH REMOVAL (FORK GRAPPLE)	10-01
HYDRAULIC CYLINDER	20-01
HYDRAULIC SCHEMATIC	40-01
INSPECTION	10-01
LOAD CHECK VALVE 90" BUCKET GRAPPLE .	20-01
LUBRICATION	10-01
PARTS IDENTIFICATION 90" BUCKET GRAPPLE	iv
PARTS IDENTIFICATION 90" FORK GRAPPLE	iv
PIVOT	30-01
SERIAL NUMBER LOCATION	iii
SPECIFICATIONS	40-01
TROUBLESHOOTING	10-01



Thank you very much
for your reading.
Please click here
to get more information.