

# X 320/322

## Excavator

### Service Manual

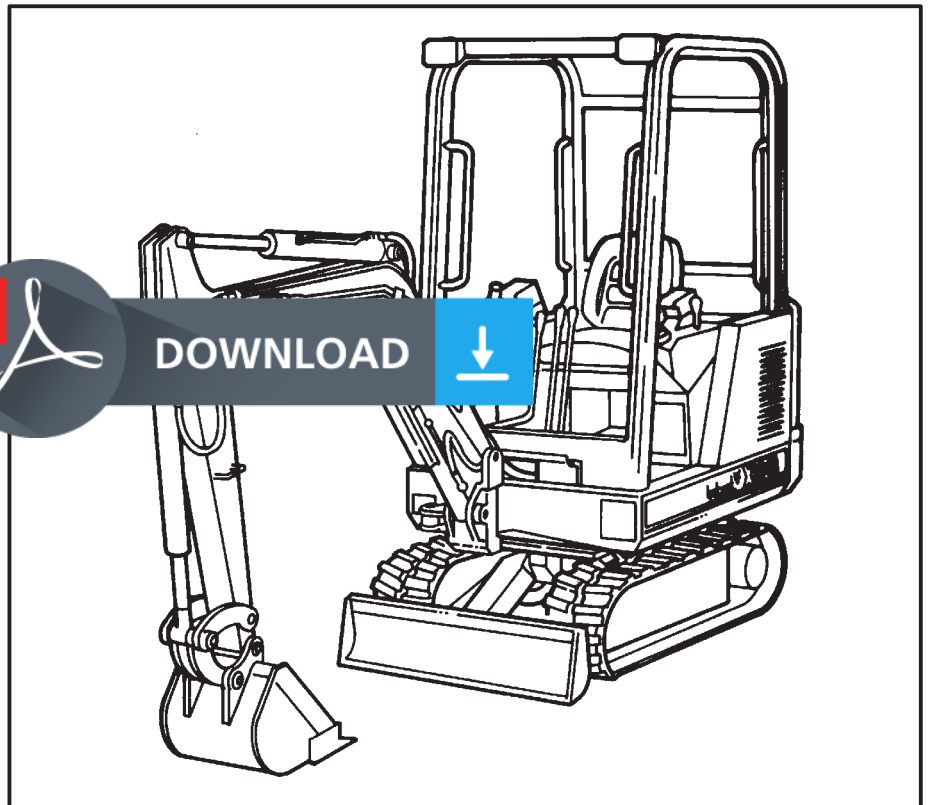
(S/N 562313001 & Above)  
(S/N 517811001 & Above)



PDF



DOWNLOAD






# MAINTENANCE SAFETY


## WARNING


Instructions are necessary before operating or servicing machine, Read and understand the Operation & Maintenance Manual, Handbook and signs (decals) on machine. Follow warnings and instructions in the manuals when making repairs, adjustments or servicing. Check for correct function after adjustments, repairs or service. Untrained operators and failure to follow instructions can cause injury or death.

W-2003-0199


 **Safety Alert Symbol:** This symbol is used for important safety messages. When you see this symbol, follow the safety message to avoid personal injury or death.





 Never service the Bobcat Hydraulic Excavator without instructions.





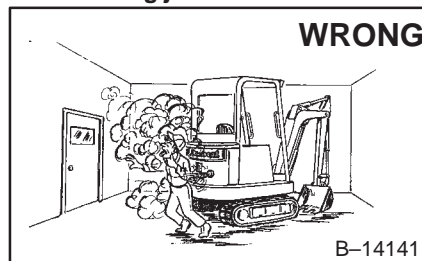
 Use the correct procedure to lift and support the excavator. Always lift the blade fully before installing jackstands.






 Cleaning and maintenance are required daily.






 Have good ventilation when welding or grinding painted parts.  
 Wear dust mask when grinding painted parts. Toxic dust and gas can be produced.








 Vent exhaust to outside when engine must be run for service.  
 Exhaust system must be tightly sealed. Exhaust fumes can kill without warning.






 Always lower the bucket and blade to the ground before doing any maintenance.  
 Never modify equipment or add attachments not approved by Bobcat Company.






 Stop, cool and clean engine of flammable materials before checking fluid.  
 Never service or adjust machine with the engine running unless instructed to do so in the manual.  
 Avoid contact with leaking hydraulic fluid or diesel fuel under pressure. It can penetrate the skin or eyes.  
 Never fill fuel tank with engine running, while smoking or when near open flame.



 Keep body, jewelry and clothing away from moving parts, electrical contacts, hot parts and exhaust.  
 Wear eye protection to guard from battery acid, compressed springs, fluids under pressure and flying debris when engines are running or tools are used. Use eye protection approved for type of welding.  
 Keep rear door closed except for service. Close and latch door before operating the excavator.



 Lead-acid batteries produce flammable and explosive gases.  
 Keep arcs, sparks, flames and lighted tobacco away from batteries.  
 Batteries contain acid which burns eyes or skin on contact. Wear protective clothing. If acid contacts body, flush well with water. For eye contact flush well and get immediate medical attention.

Maintenance procedures which are given in the Operation & Maintenance Manual can be performed by the owner/operator without any specific technical training. Maintenance procedures which are **not** in this manual must be performed **ONLY BY QUALIFIED BOBCAT SERVICE PERSONNEL**. Always use **genuine Bobcat replacement parts**.



**Bobcat®**



Thank you very much  
for your reading.  
Please click here  
to get more information.