

John Deere W540, W550, W650, W660, T550, T560, T660, T670 Combine Repair Technical Manual (TM407819)

W540, W550, W650,
W660, T550, T560, T660,
T670 Combines Repair
(MY16, MY17, MY18, MY19)



JOHN HARE



COLLECTION

REPAIR TECHNICAL MANUAL

W540, W550, W650, W660, T550, T560, T660, T670
Combines (MY16, MY17, MY18, MY19)

TM407819 01DEC18 (ENGLISH)



John Deere GmbH & Co. KG
John Deere Werk
Zweibrücken

Covers: 2016-2019);W540,W550,W650,W660,T550,T560,T660,T670

Type: Service Manual

Language: English

Pages: 1286

Format: PDF

Features: Bookmarked, searchable, printable

Compatibility: Windows/Mac/Tablet/Mobile

This service manual contains important information for the maintenance, troubleshooting and servicing of the **John Deere W540, W550, W650, W660, T550, T560, T660, T670 Combine Repair Technical Manual (TM407819)**

In this manual you will find detailed specifications, illustrations, schematics, diagrams and step-by-step procedures to properly service and diagnose the machine to the manufacturer's standards.

Contents:

- General Information
- Specifications
- Serial Number Location
- Engine Specifications
- Engine Diagnostics
- Engine Tests and Adjustments
- Engine Repair
- Power Train
- Transmission
- Axles
- Differential
- PTO
- Hydraulic System
- Electrical System
- Electrical Tests and Diagnostics
- Wiring Diagram / Schematic
- Ignition and Charging
- Steering
- Brakes
- Wheels
- Operator's Platform
- Body Panels
- Disassembly and Assembly
- Diagnostics, Tests and Adjustments
- Troubleshooting
- and much more...

Please note this manual is in **downloadable PDF format only**. If you have any questions about this product or would like to request sample pages, please contact us and reference the product name or SKU.



ZX299094

7. ZX299094-UN: Protect rear of combine
Protect rear of combine.


NOTE:

Bring chop-to-drop door to the windrow position.




ZX299097

10. ZX299097-UN: Place chaff spreader as shown
LEGEND:
A-Chaff Spreader
Place chaff spreader (A) in service position as shown.




ZX299098

8. ZX299098-UN: Remove straw rakes
LEGEND:
A-Straw Rake
Remove straw rakes (A).



ZX299096

11. ZX299096-UN: Remove chaff curtain
LEGEND:
A-Chaff Curtain
Remove screws and chaff curtain (A).



ZX299077

9. ZX299077-UN: Remove chaff deflector
LEGEND:
A-Screw
B-Chaff Deflector
Remove screws (A) and chaff deflector (B).



Thank you very much
for your reading.
Please click here
to get more information.