

John Deere 644K 4WD Loader (SN -642443) w.Engines 6068HDW80, 6068HDW83 Operators Manual (OMT227998)



Covers: 644K,642443)

Type: Service Manual

Language: English

Pages: 351

Format: PDF

Features: Bookmarked, searchable, printable

Compatibility: Windows/Mac/Tablet/Mobile

This service manual contains important information for the maintenance, troubleshooting and servicing of the **John Deere 644K 4WD Loader (SN -642443) w.Engines 6068HDW80, 6068HDW83 Operators Manual (OMT227998)**

In this manual you will find detailed specifications, illustrations, schematics, diagrams and step-by-step procedures to properly service and diagnose the machine to the manufacturer's standards.

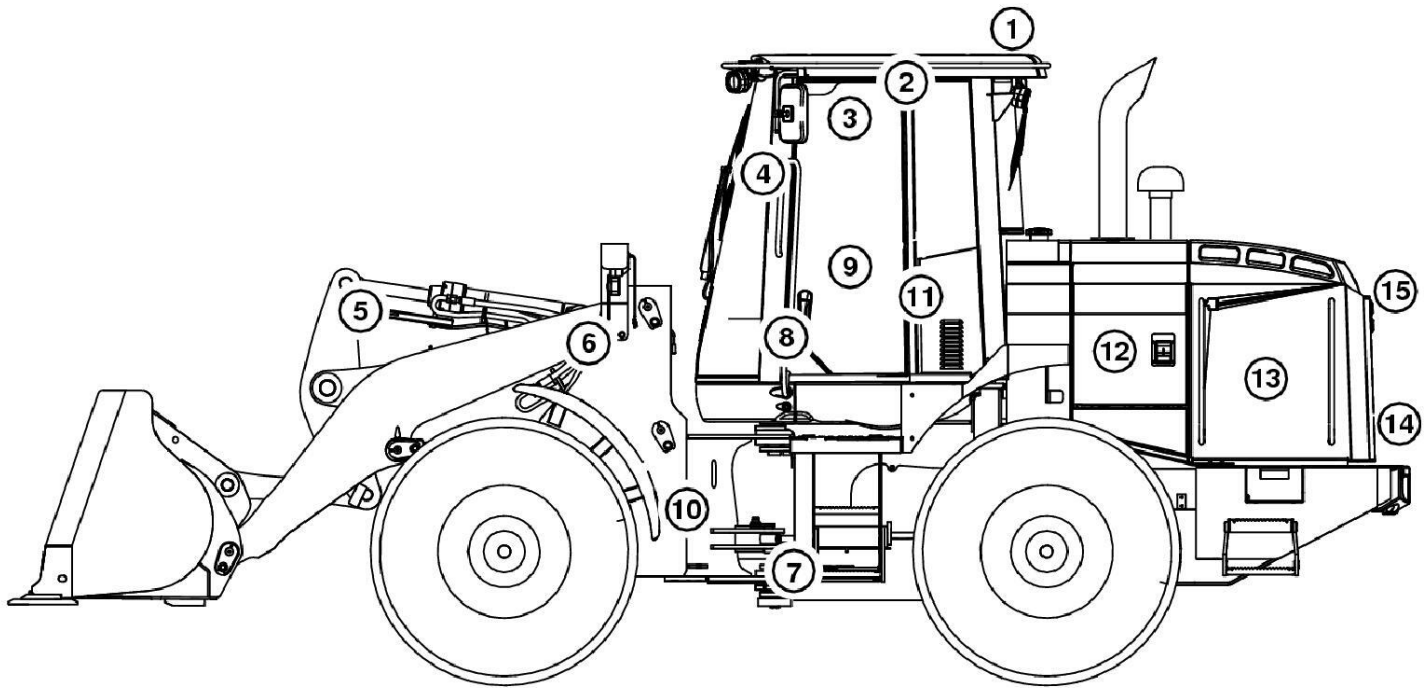
Contents:

- General Information
- Specifications
- Serial Number Location
- Engine Specifications
- Engine Diagnostics
- Engine Tests and Adjustments
- Engine Repair
- Power Train
- Transmission
- Axles
- Differential
- PTO
- Hydraulic System
- Electrical System
- Electrical Tests and Diagnostics
- Wiring Diagram / Schematic
- Ignition and Charging
- Steering
- Brakes
- Wheels
- Operator's Platform
- Body Panels
- Disassembly and Assembly
- Diagnostics, Tests and Adjustments
- Troubleshooting
- and much more...

Please note this manual is in **downloadable PDF format only**. If you have any questions about this product or would like to request sample pages, please contact us and reference the product name or SKU.

Group 1.1 - Safety and Operator Conveniences

Safety and Operator Convenience Features



TX1098737

Safety and Operators Convenience Features

Please remember, the operator is the key to preventing accidents.

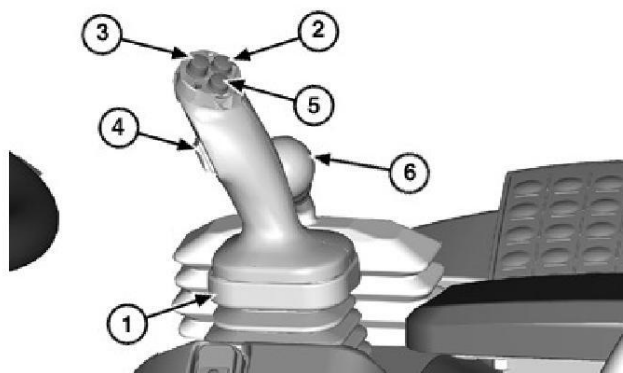
1. **ROPS, FOPS, and OPS.** Structures designed to help protect the operator are certified to ISO and OSHA. Enclosures also deflect sun and rain.
2. **Pressurized Cab with Heater and Defroster.** Positive pressure ventilation system circulates both outside and inside air through filters for a clean working environment. Built in defroster vents direct air flow for effective window defogging/deicing.
3. **Mirrors.** Large exterior mirrors on both sides and an inside mirror offers operator a broad view of area behind machine.
4. **Large Windshield Wiper with Washer.** Extra long wiper cleans large windshield area.
5. **Loader Boom Service Lock.** Loader includes a mechanical lock for securing boom in the raised position before work is started on or around the machine.
6. **Halogen Lights and Turn Signals.** High intensity halogen drive/work lights and high-visibility turn signals are standard equipment.
7. **Articulation Locking Bar.** A self-storing mechanical lock is provided for transport or service.
8. **Handholds.** Large, conveniently placed handholds make it easy to enter or exit the operator's station or service area.
9. **Horn.** Standard horn is useful when driving or signaling coworkers.
10. **Independent Parking Brake.** Electronically controlled and engages whenever the engine is stopped.
11. **Seat Belt Retractors.** Seat belt retractors help keep belts clean and convenient to use.
12. **Bypass Start Protection.** Shielding over the starter terminals helps prevent dangerous bypass starting.
13. **Engine Fan Guard.** A secondary fan guard inside the cooling compartment helps prevent contact with the rotating fan blades.
14. **Backup Alarm.** Alerts bystanders when reverse travel direction is selected by operator.
15. **Stop and Signal Lights.** Highly visible stop lights and turn signal lights are standard equipment.

Levers—Three Function Hydraulic Control

→NOTE:

There are several control lever configurations available on John Deere four wheel drive loaders. Please verify the configuration of your machine before reviewing operating instructions.

Joystick Bucket and Boom Control with Gearshift, Quick Shift Switch, FNR Switch, and Third Function Auxiliary Control Lever

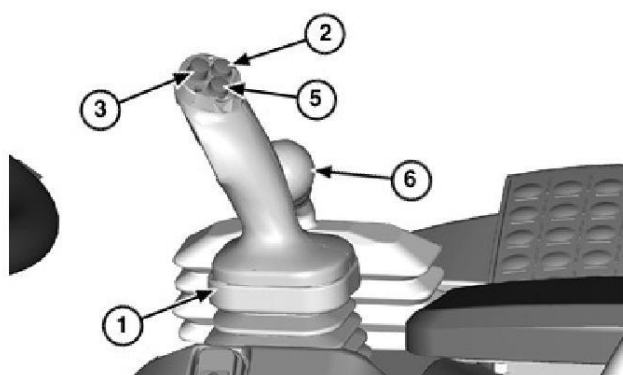


LEGEND:

- 1 Joystick Bucket and Boom Control
- 2 Increase Gear Button
- 3 Quick Shift Switch
- 4 Forward, Neutral, or Reverse (FNR) Switch
- 5 Decrease Gear Button
- 6 Third Function Auxiliary Control Lever

Joystick Bucket and Boom Control with Gearshift, Quick Shift Switch, FNR Switch, and Third Function Auxiliary Control Lever


Joystick Bucket and Boom Control with Gearshift and Quick Shift Switch, Steering Column FNR Lever, and Third Function Auxiliary Control Lever



LEGEND:

- 1 Joystick Bucket and Boom Control
- 2 Increase Gear Button
- 3 Quick Shift Switch
- 5 Decrease Gear Button
- 6 Third Function Auxiliary Control Lever
- 7 Steering Column Forward, Neutral, or Reverse (FNR) Lever

Joystick Bucket and Boom Control with Gearshift, Quick Shift Switch, and Third Function Auxiliary Control Lever



Steering Column FNR Lever

Two Lever Bucket and Boom Control with Quick Shift Switch, Steering Column FNR Lever, and



Thank you very much
for your reading.
Please click here
to get more information.