

Service Manual

**ARTICULATED
DUMP TRUCK**

714 & 716

PDF



DOWNLOAD



PUBLISHED BY THE TECHNICAL
PUBLICATIONS DEPARTMENT OF:
JCB SERVICE
World Parts Centre
Cheadle Road
Uttoxeter
ST14 5PA
Tel: 01889 590312

Publication No. 9803/7160 Issue 3

General Information	1
Care & Safety	2
Routine Maintenance	3
Optional Equipment	A
Body & Framework	B
Electrics	C
Hydraulics	E
Transmission	F
Brakes	G
Steering	H
Engine	K
Suspension	S

Introduction

This publication is designed for the benefit of JCB Distributor Service Engineers who are receiving, or have received training by the JCB Training Department.

These personnel should have a sound knowledge of workshop practice, safety procedures and general techniques associated with the maintenance and repair of hydraulic earth moving equipment.

Renewal of oil seals, gaskets etc. and any component showing obvious wear or damage is expected as a matter of course. It is expected that components will be thoroughly cleaned and lubricated where appropriate, and that any opened hose or pipe connections will be blanked to prevent entry of dirt and excessive loss of hydraulic fluid. Finally, please remember above all else **SAFETY MUST COME FIRST!**

the manual is divided into sections, the first three are numbered and contain information as follows:

- 1** = **General Information** - includes torque settings and service tools.
- 2** = **Care & Safety** - includes warnings and cautions pertinent to aspects of workshop procedures etc.
- 3** = **Routine Maintenance** - includes service schedules and recommended lubricants for all the machine.

The remaining sections are alphabetically coded and deal with Dismantling, Overhaul etc. of specific components, for example:

- A** = **Attachments**
- B** = **Body & Framework....etc.**

The page numbering in each alphabetically coded section is not continuous. This allows for the insertion of new items in later issues of the manual.

Section Contents, technical data, circuit descriptions, operational descriptions etc. are inserted at the beginning of each alphabetically coded section.

All sections are listed on the front cover; tabbed divider cards align directly with individual sections on the front cover for rapid reference.


Where a torque setting is given as a single figure it may be varied by plus or minus 3%. Torque figures indicated are for dry threads, hence for lubricated threads may be reduced by one third.

'Left Hand' and 'Right Hand' are as viewed from the rear of the machine or engine

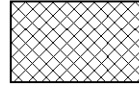
This Service Manual covers the following machines:

714 Dumper Truck from machine serial number 830000


* 718 Dumper Truck from machine serial number 832000



Neutral Circuit Pressure.



Oil subjected to a partial vacuum due to a drop in pressure (cavitation).



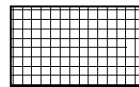
Pressure generated by the operation of a service. Depending on application this may be anything between Neutral Circuit Pressure and M.R.V. Operation Pressure.



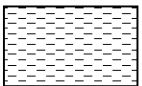
Oil trapped within a chamber or line preventing movement of components (lock-up).



Pressure that is above Neutral Circuit Pressure but lower than that denoted above.



Oil pressure used in a controlling device (servo).



Exhaust.

Contents	Page No.
Identification	
Vehicle Identification Plate	1 - 1
Explanation of the Vehicle Identification Number	1 - 1
Unit Identification	1 - 1
Torque Settings	2 - 1
Service Tools	
- Numerical List	3 - 1
- Section B - Body and Framework	4 - 1
- Section C - Electrics	5 - 1
- Section E - Hydraulics	6 - 1
- Section F - Transmission	7 - 1
- Section K - Engine	8 - 1
Sealing and Retaining Compounds	9 - 1
Towing - General	10 - 1
Connecting/Disconnecting Hydraulic Hoses	11 - 1
Hydraulic Contamination	12 - 1



Thank you very much
for your reading.
Please click here
to get more information.