

S175
S185
TURBO
INCLUDES HIGH FLOW



Bobcat®

Service Manual

S/N 525011001 & Above
S/N 525111001 & Above
S/N 525211001 & Above
S/N 525311001 & Above



EQUIPPED WITH
BOBCAT INTERLOCK
CONTROL SYSTEM (BICS™)

6902732 (7-09)

Printed in U.S.A.

© Bobcat Company 2009

MAINTENANCE SAFETY




WARNING

Instructions are necessary before operating or servicing machine. Read and understand the Operation & Maintenance Manual, Operator's Handbook and signs (decals) on machine. Follow warnings and instructions in the manuals when making repairs, adjustments or servicing. Check for correct function after adjustments, repairs or service. Untrained operators and failure to follow instructions can cause injury or death.


W-2003-0807




Safety Alert Symbol: This symbol with a warning statement, means: "Warning, be alert! Your safety is involved!" Carefully read the message that follows.




Never service the Bobcat Skid-Steer Loader without instructions.



Use the correct procedure to lift or lower operator cab.



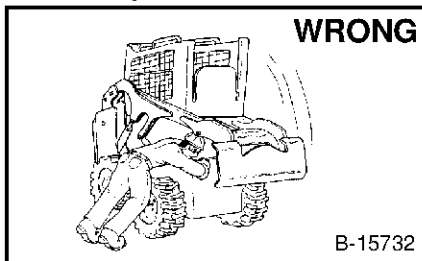
Cleaning and maintenance are required daily.



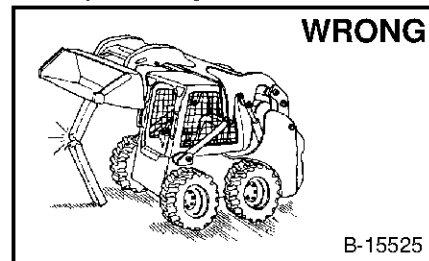
Have good ventilation when welding or grinding painted parts.

Wear dust mask when grinding painted parts. Toxic dust and gas can be produced.

Avoid exhaust fume leaks which can kill without warning. Exhaust system must be tightly sealed.




Disconnecting or loosening any hydraulic tubeline, hose, fitting, component or a part failure can cause lift arms to drop. Do not go under lift arms when raised unless supported by an approved lift arm support device. Replace it if damaged.



Never work on loader with lift arms up unless lift arms are held by an approved lift arm support device. Replace if damaged.

Never modify equipment or add attachments not approved by Bobcat Company.




Stop, cool and clean engine of flammable materials before checking fluids.

Never service or adjust loader with the engine running unless instructed to do so in the manual.

Avoid contact with leaking hydraulic fluid or diesel fuel under pressure. It can penetrate the skin or eyes.


Never fill fuel tank with engine running, while smoking or when near open flame.



Keep body, jewelry and clothing away from moving parts, electrical contact, hot parts and exhaust.

Wear eye protection to guard from battery acid, compressed springs, fluids under pressure and flying debris when engines are running or tools are used. Use eye protection approved for type of welding.

Keep rear door closed except for service. Close and latch door before operating the loader.



Lead-acid batteries produce flammable and explosive gases.

Keep arcs, sparks, flames and lighted tobacco away from batteries.

Batteries contain acid which burns eyes or skin on contact. Wear protective clothing. If acid contacts body, flush well with water. For eye contact flush well and get immediate medical attention.

Maintenance procedures which are given in the Operation & Maintenance Manual can be performed by the owner/operator without any specific technical training. Maintenance procedures which are **not** in the Operation & Maintenance Manual must be performed **ONLY BY QUALIFIED BOBCAT SERVICE PERSONNEL**. Always use genuine Bobcat replacement parts. The Service Safety Training Course is available from your Bobcat dealer.



Bobcat®

ALPHABETICAL INDEX

| | | | |
|---|--------------|--|--------------|
| ADVANCED CONTROL SYSTEM (ACS) | | FAN GEARBOX..... | 10-01 |
| SELECTABLE HAND/FOOT CONTROL | 60-01 | FINAL DRIVE TRANSMISSION (CHAINCASE) .. | 10-01 |
| AIR CLEANER | 70-01 | FLYWHEEL AND HOUSING | 70-01 |
| AIR CLEANER SERVICE | 10-01 | FLYWHEEL RPM SENSOR | 60-01 |
| AIR CONDITIONING SERVICE..... | 80-01 | FRONT AUXILIARY HYD. COUPLER BLOCK | 20-01 |
| AIR CONDITIONING SYSTEM FLOW | 80-01 | FUEL SYSTEM..... | 10-01 |
| ALTERNATOR | 60-01 | FUEL TANK | 50-01 |
| | | GENERAL AIR CONDITIONING SERVICE | |
| BATTERY..... | 60-01 | GUIDELINES..... | 80-01 |
| BASIC TROUBLESHOOTING | 80-01 | | |
| BICS SYSTEM..... | 60-01 | HEATER COIL..... | 80-01 |
| BOBCAT CONTROLLER | 60-01 | HEATER/AC FAN | 80-01 |
| BOB-TACH | 10-01, 50-01 | HEATER VALVE | 80-01 |
| BRAKE..... | 40-01 | HIGH FLOW VALVE | 20-01 |
| BUCKET POSITION VALVE | 20-01 | HYDRAULIC CONNECTION SPECS. | SPEC-01 |
| | | HYDRAULIC CONTROL VALVE | 20-01 |
| CALIBRATION | 60-01 | HYDRAULIC FILTER HOUSING..... | 20-01 |
| CHAINCASE..... | 40-01 | HYDRAULIC FLUID SPECIFICATIONS..... | SPEC-01 |
| CHARGE PRESSURE..... | 30-01 | HYDRAULIC FLUID RESERVOIR | 20-01 |
| COMPONENTS | 80-01 | HYDRAULIC/HYDROSTATIC SYSTEM..... | 10-01 |
| COMPRESSOR | 80-01 | HYDRAULIC PUMP | 20-01 |
| CONDENSER | 80-01 | HYDRAULIC PUMP (HIGH FLOW)..... | 20-01 |
| CONTROL HANDLE..... | 50-01 | HYDRAULIC PUMP (HIGH FLOW) (SJC)..... | 20-01 |
| CONTROL HANDLE (SJC)..... | 50-01 | HYDRAULIC PUMP (SJC) | 20-01 |
| CONTROL HANDLE (ADVANCED CONTROL SYSTEM) | | HYDRAULIC SYSTEM INFORMATION | 20-01 |
| (ACS) SELECTABLE HAND/FOOT CONTROL.... | 50-01 | HYDROSTATIC MOTOR | 30-01 |
| CONTROL PANEL..... | 50-01 | HYDROSTATIC MOTOR CARRIER..... | 30-01 |
| CONTROL PANEL (SJC)..... | 50-01 | HYDROSTATIC MOTOR CARRIER (SJC)..... | 30-01 |
| CONTROL PEDALS | 50-01 | HYDROSTATIC PUMP | 30-01 |
| CONTROL PEDALS (ACS) | 50-01 | HYDROSTATIC SYSTEM INFORMATION | 30-01 |
| CONTROLLER (SELECTABLE JOYSTICK CONTROL) | | | |
| (SJC)..... | 50-01 | INSTRUMENT PANEL..... | 60-01 |
| CONVERSIONS | SPEC-01 | | |
| COOLING FAN | 70-01 | LIFT ARMS..... | 50-01 |
| CYLINDER (LIFT)..... | 20-01 | LIFT ARM BYPASS CONTROL VALVE | 20-01 |
| CYLINDER (POWER BOB-TACH)..... | 20-01 | LIFT ARM SUPPORT DEVICE | 10-01 |
| CYLINDER (TILT) | 20-01 | LIFTING AND BLOCKING THE LOADER..... | 10-01 |
| | | LIGHTS | 60-01 |
| DIAGNOSTICS SERVICE CODES | 60-01 | LOADER SPECIFICATIONS..... | SPEC-01 |
| DRIVE BELT | 30-01 | LUBRICATING THE LOADER..... | 10-01 |
| DRIVE COMPONENTS | 40-01 | | |
| | | MAIN RELIEF VALVE | 20-01 |
| ELECTRICAL SYSTEM INFORMATION | 60-01 | MUFFLER..... | 70-01 |
| ELECTRICAL/HYRAULIC CONTROLS REF..... | 60-01 | | |
| ELECTRICAL/HYDRAULIC CONTROLS REFERENCE | | OIL COOLER..... | 30-01 |
| (SELECTABLE JOYSTICK CONTROL) (SJC) | 60-01 | OPERATOR CAB | 10-01, 50-01 |
| ENGINE | 70-01 | OPERATOR SEAT | 50-01 |
| ENGINE COMPONENTS AND TESTING | 70-01 | OPERATOR SEAT (SUSPENSION)..... | 50-01 |
| ENGINE COOLING SYSTEM..... | 10-01 | | |
| ENGINE LUBRICATION SYSTEM..... | 10-01 | POWER BOB-TACH | 10-01, 50-01 |
| ENGINE SPECIFICATIONS | SPEC-01 | POWER BOB-TACH BLOCK..... | 20-01 |
| ENGINE SPEED CONTROL | 70-01 | PRESSURE RELIEF VALVE | 80-01 |
| EVAPORATOR..... | 80-01 | PRESSURE SWITCH..... | 80-01 |
| EVAPORATOR/HEATER UNIT | 80-01 | | |
| EXPANSION VALVE | 80-01 | | |



Thank you very much
for your reading.
Please click here
to get more information.