




---

# Service Manual

## S175 Skid-Steer Loader

---

S/N A8M460001 & Above



EQUIPPED WITH  
BOBCAT INTERLOCK  
CONTROL SYSTEM (BICS)





# MAINTENANCE SAFETY



## WARNING

Instructions are necessary before operating or servicing machine. Read and understand the Operation & Maintenance Manual, Operator's Handbook and signs (decals) on machine. Follow warnings and instructions in the manuals when making repairs, adjustments or servicing. Check for correct function after adjustments, repairs or service. Untrained operators and failure to follow instructions can cause injury or death.

W-2003-0903



**Safety Alert Symbol:** This symbol with a warning statement, means: "Warning, be alert! Your safety is involved!" Carefully read the message that follows.


### CORRECT



B-10731a

⚠ Never service the Bobcat Skid-Steer Loader without instructions.


### CORRECT



B-15535

⚠ Use the correct procedure to lift or lower operator cab.


### CORRECT



B-15524

⚠ Cleaning and maintenance are required daily.


### WRONG



B-15734

- ⚠ Have good ventilation when welding or grinding painted parts.
- ⚠ Wear dust mask when grinding painted parts. Toxic dust and gas can be produced.
- ⚠ Avoid exhaust fume leaks which can kill without warning. Exhaust system must be tightly sealed.


### WRONG



B-15732

⚠ Disconnecting or loosening any hydraulic tubeline, hose, fitting, component or a part failure can cause lift arms to drop. Do not go under lift arms when raised unless supported by an approved lift arm support device. Replace it if damaged.


### WRONG



B-15525

- ⚠ Never work on loader with lift arms up unless lift arms are held by an approved lift arm support device. Replace if damaged.
- ⚠ Never modify equipment or add attachments not approved by Bobcat Company.


### WRONG



B-15733

- ⚠ Stop, cool and clean engine of flammable materials before checking fluids.
- ⚠ Never service or adjust loader with the engine running unless instructed to do so in the manual.
- ⚠ Avoid contact with leaking hydraulic fluid or diesel fuel under pressure. It can penetrate the skin or eyes.
- ⚠ Never fill fuel tank with engine running, while smoking or when near open flame.

### WRONG



B-15523

- ⚠ Keep body, jewelry and clothing away from moving parts, electrical contact, hot parts and exhaust.
- ⚠ Wear eye protection to guard from battery acid, compressed springs, fluids under pressure and flying debris when engines are running or tools are used. Use eye protection approved for type of welding.
- ⚠ Keep rear door closed except for service. Close and latch door before operating the loader.

### WRONG



B-6589

- ⚠ Lead-acid batteries produce flammable and explosive gases.
- ⚠ Keep arcs, sparks, flames and lighted tobacco away from batteries.
- ⚠ Batteries contain acid which burns eyes or skin on contact. Wear protective clothing. If acid contacts body, flush well with water. For eye contact flush well and get immediate medical attention.

Maintenance procedures which are given in the Operation & Maintenance Manual can be performed by the owner/operator without any specific technical training. Maintenance procedures which are **not** in the Operation & Maintenance Manual must be performed **ONLY BY QUALIFIED BOBCAT SERVICE PERSONNEL**. Always use genuine Bobcat replacement parts. The Service Safety Training Course is available from your Bobcat dealer.

MSW07-0805



**Bobcat®**

## ALPHABETICAL INDEX

ACCESS PANEL (INSIDE).....	50-120	HEATER COIL.....	80-50
ACCESS PANEL (INSIDE) (SJC).....	50-121	HEATER FAN .....	80-60
AIR CLEANER .....	70-40	HEATER SYSTEM .....	80-10
AIR CLEANER SERVICE.....	10-80	HEATER UNIT.....	80-40
ALTERNATOR .....	60-30	HEATER VALVE .....	80-70
BACK-UP ALARM SYSTEM .....	60-210	HIGH FLOW VALVE .....	20-150
BATTERY .....	60-20	HYDRAULIC CONNECTION SPECS. ....	SPEC-30
BOBCAT CONTROLLER (ACS).....	60-71	HYDRAULIC CONTROL VALVE (ACS) OR (SJC) ..	20-41
BOBCAT CONTROLLERS		HYDRAULIC CONTROL VALVE (STANDARD).....	20-40
(GATEWAY AND AUXILIARY).....	60-70	HYD./HYDRO FLUID SPECIFICATIONS .....	SPEC-40
BOBCAT CONTROLLER (SJC) (DRIVE).....	60-72	HYDRAULIC FLUID RESERVOIR .....	20-90
BOBCAT INTERLOCK CONTROL		HYDRAULIC/HYDROSTATIC FILTERS .....	20-80
SYSTEM (BICS).....	60-100	HYDRAULIC/HYDROSTATIC SYSTEM.....	10-120
BOB-TACH (HAND LEVER).....	10-140, 50-40	HYDRAULIC PUMP (SJC) .....	20-70
BOB-TACH (POWER) .....	10-141, 50-41	HYDRAULIC PUMP (SJC) (HIGH FLOW) .....	20-71
BRAKE (SINGLE SPEED) .....	40-10	HYDRAULIC PUMP (STANDARD).....	20-60
BRAKE (TWO-SPEED).....	40-11	HYDRAULIC PUMP (STANDARD) (HIGH FLOW) ..	20-61
BUCKET POSITION VALVE.....	20-110	HYDRAULIC SYSTEM INFORMATION .....	20-10
CALIBRATION.....	60-160	HYDROSTATIC MOTOR .....	30-20
CAMSHAFT AND TIMING GEARS.....	70-100	HYDROSTATIC MOTOR CARRIER	
CASE DRAIN FILTER .....	30-80	(SINGLE AND TWO-SPEED WITH	
CHAINCASE .....	40-30	MANUAL CONTROLS) .....	30-30
CHARGE PRESSURE .....	30-40	HYDROSTATIC MOTOR CARRIER	
CONTROL HANDLE/LEVER .....	50-110	(SINGLE AND TWO-SPEED WITH	
CONTROL HANDLE/LEVER (ACS).....	50-111	SJC CONTROLS) .....	30-31
CONTROL HANDLE/LEVER (SJC) .....	50-112	HYDROSTATIC MOTOR (TWO SPEED) .....	30-21
CONTROL PANEL .....	50-100	HYDROSTATIC PUMP .....	30-50
CONTROL PANEL SETUP .....	60-180	HYDROSTATIC PUMP (SJC).....	30-51
CONTROL PANEL (SJC) .....	50-101	HYDROSTATIC SYSTEM INFORMATION.....	30-10
CONTROL PEDALS AND LINKAGES .....	50-100	INSTRUMENT PANELS .....	60-50
CONTROL PEDALS (ACS).....	50-91	LIFT ARM BYPASS CONTROL VALVE .....	20-50
CONTROL SYSTEM (ACS) .....	60-130	LIFT ARMS .....	50-50
CONVERSIONS.....	SPEC-50	LIFT ARM SUPPORT DEVICE .....	10-20
CRANKSHAFT AND PISTONS.....	70-90	LIFTING AND BLOCKING THE LOADER .....	10-10
CYLINDER (BOB-TACH).....	20-22	LIGHTS .....	60-60
CYLINDER HEAD .....	70-80	LOADER SPECIFICATIONS .....	SPEC-10
CYLINDER (LIFT) .....	20-20	LOADER STORAGE & RETURN TO SERVICE ...	10-190
CYLINDER (TILT).....	20-21	LUBRICATING THE LOADER.....	10-150
DIAGNOSTIC SERVICE CODES.....	60-90	LUBRICATION SYSTEM.....	70-60
DRIVE BELT .....	30-60	MAIN RELIEF VALVE.....	20-30
DRIVE COMPONENTS .....	40-20	MAINTENANCE CLOCK.....	60-200
ELECTRICAL/HYRAULIC CONTROLS .....	60-140	MUFFLER .....	70-30
ELECTRICAL/HYRAULIC CONTROLS (SJC) .....	60-141	OIL COOLER .....	20-100
ELECTRICAL SYSTEM INFORMATION .....	60-10	OPERATOR CAB .....	10-30, 50-20
ENGINE COOLING SYSTEM .....	10-90, 70-50	OPERATOR SEAT .....	50-30
ENGINE INFORMATION.....	70-10	OPERATOR SEAT (SUSPENSION).....	50-31
ENGINE LUBRICATION SYSTEM.....	10-110	PASSWORD SETUP.....	60-190
ENGINE SPEED CONTROL.....	70-20	PIVOT PINS .....	10-180
ENGINE SPEED CONTROL (SJC).....	70-21	POWER BOB-TACH BLOCK.....	20-130
FINAL DRIVE TRANSMISSION (CHAINCASE) ...	10-130		
FLYWHEEL AND HOUSING .....	70-110		
FLYWHEEL RPM SENSOR .....	60-170		
FRONT AUXILIARY HYD. COUPLER BLOCK.....	20-140		
FUEL SYSTEM .....	10-100, 70-70		
FUEL TANK.....	50-80		



Thank you very much  
for your reading.  
Please click here  
to get more information.