

2020 Tractor (117,500-)



TECHNICAL MANUAL


2020 Tractor
(117,500-)

TM1044 (01FEB71) English



John Deere Tractor Works
TM1044 (01FEB71)

LITHO IN U.S.A.
ENGLISH



2020 TRACTOR

TECHNICAL MANUAL

TM-1044 (Feb-71)


CONTENTS

- SECTION 10 - GENERAL
- Group 5 - Specifications
 - Group 10 - Predelivery, Delivery, and After-Sale Services
 - Group 15 - Tune-Up and Adjustment
 - Group 20 - Lubrication
 - Group 25 - Separation
- SECTION 20 - ENGINE
- Group 5 - General Information, Diagnosis, and Tests
 - Group 10 - Cylinder Head, Valve Train, and Camshaft
 - Group 15 - Cylinder Block, Liners, Pistons, and Rods
 - Group 20 - Crankshaft, Main Bearings, and Flywheel
 - Group 25 - Timing Gear Train
 - Group 30 - Lubrication System
 - Group 35 - Cooling System
 - Group 40 - Governor and Speed Control Linkage
- SECTION 30 - FUEL SYSTEM
- Group 5 - Diagnosing Malfunctions
 - Group 10 - Fuel Injection System
 - Group 15 - Gasoline Fuel System
- SECTION 40 - ELECTRICAL SYSTEM
- Group 5 - Information and Diagrams
 - Group 10 - Charging Circuit
 - Group 15 - Starting Circuit
 - Group 20 - Ignition Circuit
 - Group 25 - Lighting and Accessory Circuits
- SECTION 50 - POWER TRAIN
- Group 5 - Clutches
 - Group 10 - Hi-Lo Shift Unit
 - Group 15 - Reverser
 - Group 20 - Collar Shift Transmission
 - Group 25 - Differential
 - Group 30 - Final Drive
 - Group 35 - Continuous and Transmission PTO
 - Group 40 - Independent PTO
 - Group 45 - Belt Pulley
- SECTION 60 - STEERING AND BRAKES
- Group 5 - General Information
- SECTION 70 - HYDRAULIC SYSTEM
- Group 5 - General Information, Diagnosis and Tests
 - Group 10 - Miscellaneous Hydraulic Components
 - Group 15 - Hydraulic Pumps
 - Group 20 - Steering System
 - Group 25 - Hydraulic Brakes
 - Group 30 - Rockshaft System
 - Group 35 - Selective Control Valve, Breakaway Couplers, and Remote Cylinders
- SECTION 80 - MISCELLANEOUS
- Group 5 - Front Axle

All information, illustrations and specifications contained in this technical manual are based on the latest information available at the time of publication. The right is reserved to make changes at any time without notice.

Copyright 1971
DEERE & COMPANY
 Moline, Illinois
 All rights reserved

INTRODUCTION



Use FOS Manuals for Reference



Use Technical Manuals for Actual Service

This technical manual is part of a twin concept of service:

- **FOS Manuals—for reference**
- **Technical Manuals—for actual service.**

The two kinds of manuals work as a team to give you both the general background and technical details of shop service.

Fundamentals of Service (FOS) Manuals cover basic theory of operation, *fundamentals* of trouble shooting, *general* maintenance, and *basic* types of failures and their causes. FOS Manuals are for training new men and for reference by experienced men.


Technical Manuals are concise service guides for a *specific* machine. Technical Manuals are on-the-job guides containing only the vital information needed by a journeyman mechanic.



When a serviceman should refer to a FOS Manual for more information, a FOS symbol like the one at the left is used in the TM to identify the reference.

Some features of this technical manual:

- *Table of contents at front of whole manual*
- *Contents at front of each Section*
- *Specifications at end of each Group*
- *Special tools at end of each Group*

 This safety alert symbol identifies important safety messages in this manual. When you see this symbol, be alert to the possibility of personal injury and carefully read the message that follows.

This technical manual was planned and written for you—a journeyman mechanic. Keep it in a permanent binder in the shop where it is handy. Refer to it whenever in doubt about correct service procedures or specifications.

Using the technical manual as a guide will reduce error and costly delay. It will also assure you the best in finished service work.

Section 10 GENERAL

CONTENTS OF THIS SECTION

	Page		Page
GROUP 5 - SPECIFICATIONS		GROUP 20 - LUBRICATION	
General Tractor Specifications	5-1	Lubrication Chart	20-1
GROUP 10 - PREDELIVERY, DELIVERY, AND AFTER-SALE SERVICES		Engine Lubricating Oils	20-2
Predelivery Service	10-1	Greases	20-2
Delivery Service	10-4	Storing Lubricants	20-2
After-Sale Inspection	10-4	GROUP 25 - SEPARATION	
GROUP 15 - TUNE-UP		Separating Engine from Clutch Hous- ing	25-1
Preliminary Engine Testing	15-1	Separating Clutch Housing from Transmission Case	25-2
Engine Tune-Up	15-1	Separating Tractor Front End from Engine ...	25-3
Final Engine Test	15-3	Removing Engine	25-4
Tractor Tune-Up	15-4	Removing Final Drive Assembly	25-5
		Specifications	25-6
		Torques for Hardware	25-6
		Special Tools	25-6

Group 5

GENERAL TRACTOR SPECIFICATIONS

	Gasoline	Diesel		
ENGINE			ELECTRICAL SYSTEM	
Maximum PTO horse- power*	53.91	54.09	Battery dry voltage	12 volts
Maximum drawbar horsepower*	45.45	47.39	Battery specific gravity at full charge (corrected to 80°F.)	1.260
Number of cylinders	4	4	Battery terminal grounded	negative
Bore and stroke, inches	3.86 x 3.86	3.86 x 4.33	CAPACITIES (U.S. Standard Measures)	
Displacement in cubic inches	180.0	202.0	Fuel tank	19-1/2 gals.
Compression ratio	7.5 to 1	16.3 to 1	Cooling system	12 qts.
Firing order	1-3-4-2	1-3-4-2	Crankcase (including filter)	6 qts.
Intake valve clearance	0.014-in.	0.014-in.	Transmission-hydraulic system	10 gals.
Exhaust valve clear- ance	0.022-in.	0.018-in.	Belt pulley	2-1/2 pts.
Slow idle	600 rpm	800 rpm	CLUTCH	Single or dual stage, spring-loaded, dry disk, foot-operated.
Fast idle	2680 rpm	2650 rpm		

* Official test at 2500 engine rpm.



Thank you very much
for your reading.
Please click here
to get more information.