

# John Deere 4000 Series Tractors




## SERVICE MANUAL John Deere 4000 Series Tractors

SM2039 (01APR67) English



John Deere Tractor Works  
SM2039 (01APR67)

LITHO IN U.S.A.  
ENGLISH







## SERVICE MANUAL

# JOHN DEERE 4000 SERIES TRACTORS

## CONTENTS

	Section
Description, Operation, and Specifications . . . . .	10
Specifications . . . . .	20
Lubrication and Periodic Services . . . . .	30
Engine Tune-Up and Tractor Adjustment . . . . .	40
Basic Engine . . . . .	50
Engine Lubrication System . . . . .	60
Engine Cooling System . . . . .	70
Gasoline and LP-Gas Fuel Systems . . . . .	80
Diesel Fuel System . . . . .	90
Clutch (Synchro-Range, Including PTO) . . . . .	100
Clutch (Power Shift) . . . . .	110
Synchro-Range Transmission . . . . .	120
Power Shift Transmission . . . . .	130
Differential . . . . .	140
Final Drive System . . . . .	150
Power Take-Off (Synchro-Range) and Belt Pulley . . . . .	160
Power Take-Off (Power Shift) . . . . .	170
Sheet Metal . . . . .	180
Electrical System . . . . .	190
Seats . . . . .	200
Front Axle Equipment . . . . .	210
Wheels, Tires, and Weights . . . . .	220
Hydraulic System . . . . .	230
Hydraulic Pumps . . . . .	240
Power Steering . . . . .	250
Power Brakes . . . . .	260
Rockshaft and 3-Point Hitch . . . . .	270
Remote Cylinder Selective Control Valve . . . . .	280
Breakaway Couplers and Remote Cylinders . . . . .	290
Drawbar . . . . .	300
Trouble Shooting . . . . .	310
Special Tools . . . . .	320

Copyright 1963  
DEERE & COMPANY  
Moline, Illinois  
All rights reserved

## TO THE JOHN DEERE SERVICEMAN

This service manual contains maintenance instructions for John Deere 4000 Series tractors. Included are complete instructions for removal, disassembly, inspection, repair, assembly and installation of the major parts and assemblies of the tractor.

In addition, the manual contains brief descriptions of the more complicated systems of the tractor, and tells how they operate. Tests and adjustments, required to keep the tractor operating efficiently, are explained in detail.


A section on "Specifications" lists dimensions of many new wearing parts as an aid in determining when parts replacement is necessary.

A section on "Tune-Up and Adjustment" contains instructions for performing the services necessary to help the tractor perform efficiently and economically after it has been in the field for some time.

A section on "Special Tools" lists special tool equipment which enables the serviceman to service the tractor efficiently with a minimum of time expended.


This manual was planned and written for the Service Department; its place is in the shop. Use the manual whenever in doubt about correct maintenance procedures. Use it as a text book for training new Service Department personnel who are unfamiliar with John Deere Tractors.

Daily use of the Service Manual as a guide for any and all service problems will reduce error and costly delay to a minimum and assure you the best in finished service work. In many instances your customer's confidence in your work will be improved when he sees you using the Service Manual. He knows you are following approved maintenance procedures and making proper adjustments. There is no guesswork when you use the manual.



R 6045

*Cutaway of John Deere 4020 Row-Crop Tractor with Diesel Engine*




## Section 10

10-5-1

# DESCRIPTION, OPERATION, AND SPECIFICATIONS

## Group 5 DESCRIPTION



R 8361

*Fig. 10-5-1—Right-Hand Side View of John Deere 4020 Row-Crop Tractor with Diesel Engine and Power Shift Transmission*

John Deere 4020 Tractors (Fig. 10-5-1) are heavy-duty tractors available in three basic styles, Row-Crop, Standard, and Hi-Crop.

These tractors may have a Syncro-Range transmission providing eight forward and two reverse speeds, or a Power Shift transmission providing eight forward and four reverse speeds.

John Deere 4010 Tractors were available in three basic styles: Row-Crop, Standard and Hi-Crop (Fig. 10-5-3).

These tractors have a Syncro-Range transmission providing eight forward and three reverse speeds.

In all styles the majority of parts and components are identical.

The features of the tractors are described briefly in the paragraphs which follow. Full descriptions of their various assemblies are given in the other sections throughout this manual.



Thank you very much  
for your reading.  
Please click here  
to get more information.