

John Deere 5010-I Tractor



SERVICE MANUAL John Deere 5010-I Tractor

SM2051 (01AUG64) English



SM2051 (01AUG64)

LITHO IN U.S.A. (REVISED)
ENGLISH





JOHN DEERE 5010-I TRACTOR

CONTENTS

	Section
Description, Operation, and Specifications	10
Specifications	20
Periodic Services	30
Engine Tune-Up and Tractor Adjustments	40
Preliminary Procedure for Major Service	50
Basic Engine	60
Engine Lubrication System	70
Cooling System	80
Fuel System	90
Transmission Clutch	100
Syncro-Range Transmission	110
Differential	120
Final Drive	130
Power Take-Off (PTO)	140
Electrical System	150
Seat	160
Front Axle	170
Wheels, Tires, and Weights	180
Hydraulic System	190
Hydraulic Pumps	200
Power Steering	210
Power Brakes	220
Selective Control Valves	230
Drawbar Assembly	240
Trouble Shooting	250
Special Service Tools	260

TO THE JOHN DEERE SERVICEMAN

This service manual contains maintenance instructions for John Deere 5010-I Tractors. Included are complete instructions for removal, disassembly, inspection, repair, assembly and installation of the major parts and assemblies of the tractor.

In addition, the manual contains brief descriptions of the more complicated systems of the tractor, and tells how they operate.


In Section 20, "Specifications," dimensions of many new wearing parts are given as an aid in determining when parts replacement is necessary. Section 260, "Special Service Tools," describes the tools necessary for proper servicing of 5010-I Tractors.

Section 40, "Tune-Up and Adjustment," contains instructions for performing the services necessary to help the tractor perform efficiently


and economically after it has been in the field for some time.

This manual was planned and written for the Service Department; its place is in the shop. Use the manual whenever in doubt about correct maintenance procedures. Use it as a text book for training new Service Department personnel who are unfamiliar with John Deere Tractors.

Daily use of the service manual as a guide for any and all service problems will reduce error and costly delay to a minimum and assure you the best in finished service work. In many instances your customer's confidence in your work will be improved when he sees you using the service manual. He knows you are following approved maintenance procedures and making proper adjustments. There is no guesswork when you use the manual.



John Deere 5010-I Tractor



Section 10

DESCRIPTION, OPERATION, AND SPECIFICATIONS

Group 5

DESCRIPTION




Fig. 10-5-1—John Deere 5010-I Tractor

INTRODUCTION

The John Deere 5010-I Tractor is designed to operate heavy industrial equipment.

The tractor is the prime mover for the John Deere 5010 Scraper, a rugged, compact, efficient dirt moving unit.

The operator's station is at the side of the tractor, a convenient position for better observation of the work being performed.

The tractor is equipped with a powerful John Deere engine developing more than 100 drawbar horsepower.

The features of the tractor are described briefly in the paragraphs which follow. Full descriptions of each of the components are given in the various sections throughout this manual.

SERIAL NUMBERS

Each engine bears a serial number located on the fuel filter bracket mounting pad on the cylinder block.

The tractor serial number is located at the center of the rear of the transmission case.



Thank you very much
for your reading.
Please click here
to get more information.