



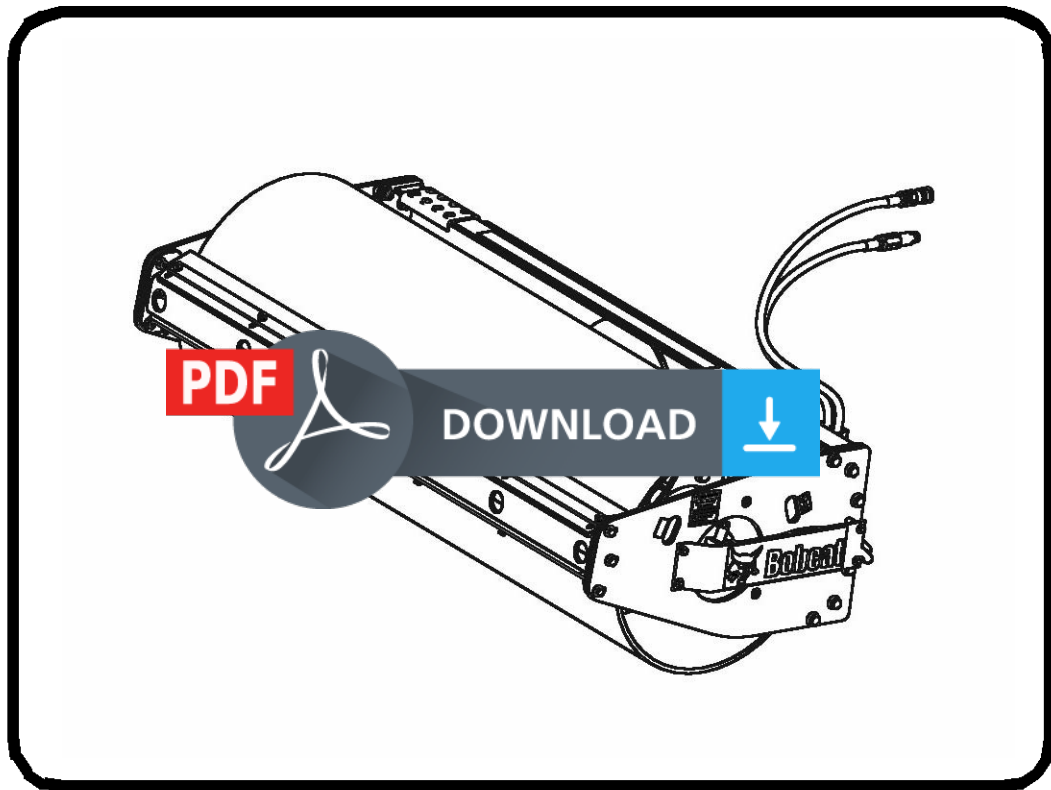
# Bobcat®

---

## Service Manual Vibratory Roller

---

(Roller 48 Padded) S/N AFLJ00101 & Above  
(Roller 48 Smooth) S/N AFLK00101 & Above  
(Roller 73 Padded) S/N AFLD00101 & Above  
(Roller 73 Smooth) S/N AFLE00101 & Above  
(Roller 80 Smooth) S/N AFLC00101 & Above





# MAINTENANCE SAFETY




## WARNING









Instructions are necessary before operating or servicing machine. Read and understand the Operation & Maintenance Manual, Operator's Handbook and signs (decals) on machine. Follow warnings and instructions in the manuals when making repairs, adjustments or servicing. Check for correct function after adjustments, repairs or service. Untrained operators and failure to follow instructions can cause injury or death.

W-2003-0807



**Safety Alert Symbol:** This symbol with a warning statement, means: "Warning, be alert! Your safety is involved!" Carefully read the message that follows.



-  Never service attachments / implements without instructions. See Operation & Maintenance Manual and Attachment / Implement Service Manual.
-  Cleaning and maintenance are required daily.
-  Never service or adjust attachment / implement with the engine running unless instructed to do so in manual.
-  Always lower the attachment / implement to the ground before lubricating or servicing.
-  Avoid contact with leaking hydraulic fluid or diesel fuel under pressure. It can penetrate skin or eyes.
-  Stop, cool and clean engine of flammable materials before checking fluids.
-  Keep body, loose objects and clothing away from moving parts, electrical contacts, hot parts and exhaust.
-  Safety glasses are needed for eye protection from electrical arcs, battery acid, compressed springs, fluids under pressure and flying debris or when tools are used. Use eye protection approved for type of welding.



**Bobcat®**

## ALPHABETICAL INDEX

|  |           |
|--|-----------|
| ATTACHMENT STORAGE AND RETURN TO SERVICE ..... | 10-40-1   |
| DRIVE SHAFT AND ECCENTRIC CASE .....           | 30-60-1   |
| HYDRAULIC CONNECTION SPECIFICATIONS .....      | SPEC-20-1 |
| HYDRAULIC MOTOR .....                          | 20-20-1   |
| HYDRAULIC RELIEF .....                         | 20-10-1   |
| INSPECTION .....                               | 10-30-1   |
| ISOLATOR PLATE ASSEMBLY .....                  | 30-50-1   |
| LUBRICATING THE ATTACHMENT .....               | 10-60-1   |
| MAIN FRAME .....                               | 30-40-1   |
| OSCILLATION WEAR PLATES .....                  | 30-80-1   |
| REGULAR MAINTENANCE ITEMS .....                | 10-50-1   |
| ROLLER DRUM .....                              | 30-70-1   |
| (ROLLER 48 PADDED) SPECIFICATIONS .....        | SPEC-10-2 |
| (ROLLER 48 SMOOTH) SPECIFICATIONS .....        | SPEC-10-3 |
| (ROLLER 73 PADDED) SPECIFICATIONS .....        | SPEC-10-4 |
| (ROLLER 73 SMOOTH) SPECIFICATIONS .....        | SPEC-10-5 |
| (ROLLER 80 SMOOTH) SPECIFICATIONS .....        | SPEC-10-6 |
| SCHEMATIC(S) .....                             | SPEC-10-1 |
| SCRAPER EDGES .....                            | 30-10-1   |
| SCRAPER FRAME .....                            | 30-20-1   |
| SERVICE SCHEDULE .....                         | 10-20-1   |
| SMOOTH SHELLS .....                            | 30-30-1   |
| TORQUE SPECIFICATIONS FOR BOLTS .....          | SPEC-30-1 |
| TROUBLESHOOTING .....                          | 10-10-1   |



Thank you very much  
for your reading.  
Please click here  
to get more information.