

SWEEPER/ GUTTER BRUSH



Bobcat®

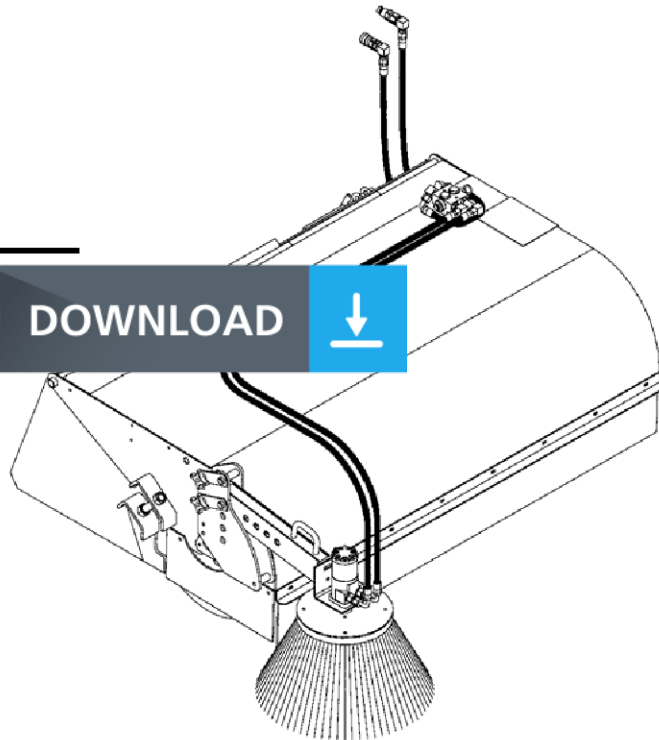
Service Manual

44" (S/N 984600101 & Above)
54" (S/N 439500101 - 439500891)
54" (S/N 782699191 & Above)
60" (S/N 434700101 - 434706595)
60" (S/N 714400101 & Above)
72" (S/N 435400101 - 435401434)
72" (S/N 783700101 & Above)

PDF



DOWNLOAD



MAINTENANCE SAFETY



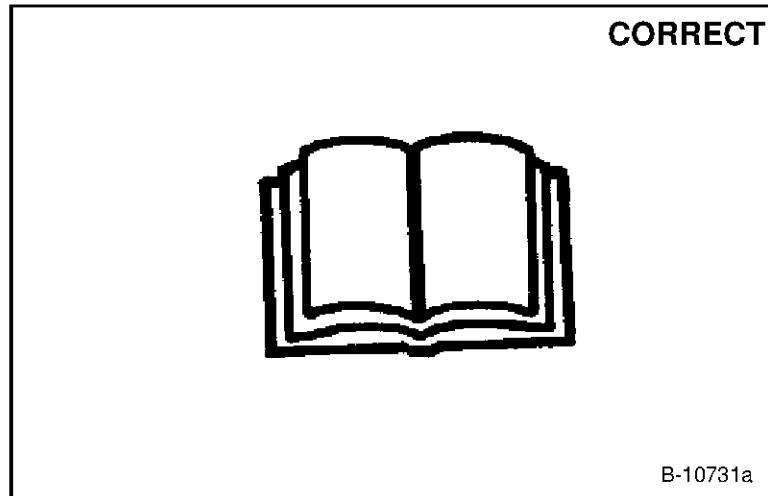
WARNING









Instructions are necessary before operating or servicing machine. Read and understand the Operation & Maintenance Manual, Operator's Handbook and signs (decals) on machine. Follow warnings and instructions in the manuals when making repairs, adjustments or servicing. Check for correct function after adjustments, repairs or service. Untrained operators and failure to follow instructions can cause injury or death.

W-2003-0903



Safety Alert Symbol: This symbol with a warning statement, means: "Warning, be alert! Your safety is involved!" Carefully read the message that follows.



-  Never service attachments without instructions. See Operation & Maintenance Manual and Attachment Service Manual.
-  Cleaning and maintenance are required daily.
-  Never service or adjust attachment with the engine running unless instructed to do so in manual.
-  Always lower the attachment to the ground before lubricating or servicing.
-  Avoid contact with leaking hydraulic fluid or diesel fuel under pressure. It can penetrate skin or eyes.
-  Stop, cool and clean engine of flammable materials before checking fluids.
-  Keep body, loose objects and clothing away from moving parts, electrical contacts, hot parts and exhaust.
-  Safety glasses are needed for eye protection from electrical arcs, battery acid, compressed springs, fluids under pressure and flying debris or when tools are used. Use eye protection approved for type of welding.



Bobcat®

ALPHABETICAL INDEX

ADJUSTMENT OF STOP BOLTS.....	10-01
BROOM (S/N 439500101-439500891), (S/N 434700101-434706595) AND (S/N 435100101 - 435401434).....	30-01
BROOM (S/N 782600101 & ABOVE), (S/N 714400101 & ABOVE), AND (S/N 783700101 & ABOVE) (CURRENT MODELS).....	30-01
BROOM (S/N 782699191 & ABOVE), (S/N 714400101 & ABOVE) AND (S/N 783700101 & ABOVE) (OLDER MODELS).....	30-01
BROOM (S/N 984600101 & ABOVE)	30-01
BROOM MOTOR.....	20-01
CONTROL VALVE	20-01
CUTTING EDGE WEAR	10-01
DRIVE CHAIN (S/N 439500101-439500891), (S/N 434700101-434706595) AND (S/N 435400101-435401434)	30-01
DRIVE CHAIN (S/N 782600101 & ABOVE), (S/N 714400101 & ABOVE) AND (S/N 435400101-435401434)	30-01
DRIVE CHAIN (S/N 984600101 & ABOVE).....	30-01
GLOSSARY OF HYDRAULIC SYMBOLS	SPEC-01
GUTTER BRUSH.....	10-01 & 30-01
GUTTER BRUSH MOTOR	20-01
IDENTIFICATION	iv
INSPECTION	10-01
SERIAL NUMBER LOCATION.....	iii
SPECIFICATIONS	SPEC-01
SWEEPER HYDRAULIC SCHEMATIC	SPEC-01
TROUBLESHOOTING.....	10-01



Thank you very much
for your reading.
Please click here
to get more information.