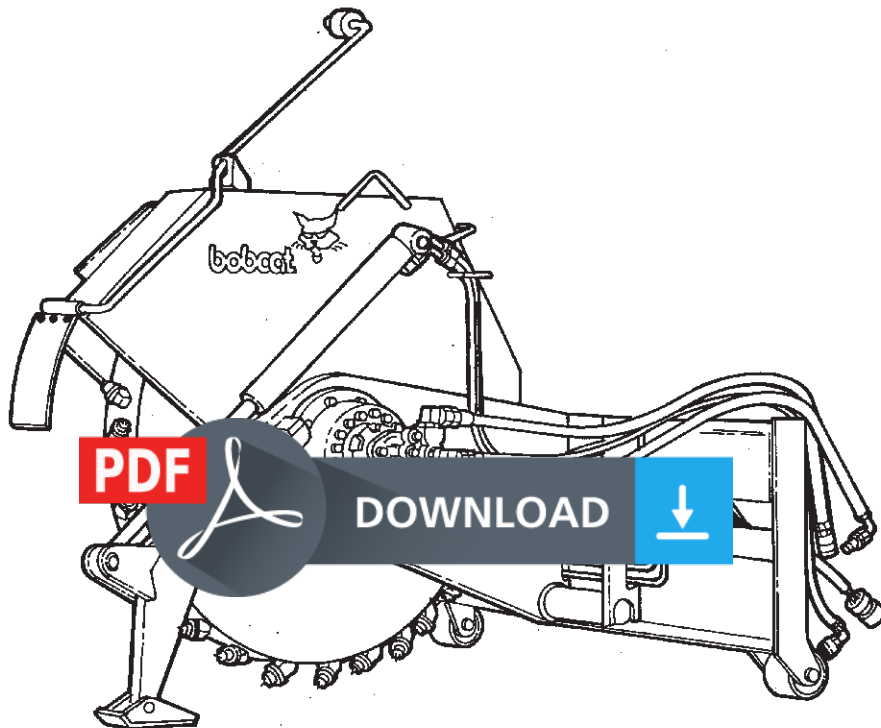




# WHEEL SAW

WS 12 (S/N 561500101 & Above)  
WS 18 (S/N 561600101 & Above)

## Service Manual





# MAINTENANCE SAFETY



## WARNING


Instructions are necessary before operating or servicing machine. Read and understand the Operation & Maintenance Manual, Operator's Handbook and signs (decals) on machine. Follow warnings and instructions in the manuals when making repairs, adjustments or servicing. Check for correct function after adjustments, repairs or service. Untrained operators and failure to follow instructions can cause injury or death.

W-2003-0903











**Safety Alert Symbol:** This symbol with a warning statement, means: "Warning, be alert! Your safety is involved!" Carefully read the message that follows.

CORRECT



B-10731a

-  Never service attachments without instructions. See Operation & Maintenance Manual and Attachment Service Manual.
-  Cleaning and maintenance are required daily.
-  Never service or adjust attachment with the engine running unless instructed to do so in manual.
-  Always lower the attachment to the ground before lubricating or servicing.
-  Avoid contact with leaking hydraulic fluid or diesel fuel under pressure. It can penetrate skin or eyes.
-  Stop, cool and clean engine of flammable materials before checking fluids.
-  Keep body, loose objects and clothing away from moving parts, electrical contacts, hot parts and exhaust.
-  Safety glasses are needed for eye protection from electrical arcs, battery acid, compressed springs, fluids under pressure and flying debris or when tools are used. Use eye protection approved for type of welding.



**Bobcat®**

## ALPHABETICAL INDEX

CUTTING WHEEL .....	10-10-1, 10-30-1
DEBRIS SHIELDS .....	10-30-1
DEPTH ADJUSTMENT CYLINDER .....	10-20-1
DEPTH CONTROL ARM AND PAD .....	10-30-1
ELECTRICAL SCHEMATIC .....	10-40-1
FRAME WHEELS .....	10-30-1
GLOSSARY OF HYDRAULIC SYMBOLS FOR ATTACHMENTS .....	10-40-1
HYDRAULIC CONTROL VALVE .....	10-20-1
HYDRAULIC CYLINDER .....	10-20-1
HYDRAULIC MOTOR .....	10-20-1
HYDRAULIC SCHEMATIC .....	10-40-1
IDENTIFICATION .....	iv
LUBRICATION .....	10-10-1
PLANETARY DRIVE .....	10-30-1
SERIAL NUMBER LOCATION .....	iii
SIDE SHIFT CYLINDER .....	10-20-1
SPECIFICATIONS .....	10-40-1
TROUBLESHOOTING .....	10-10-1
WHEEL SAW CONVERSION MATRIX .....	10-40-1



Thank you very much  
for your reading.  
Please click here  
to get more information.