

A300
TURBO

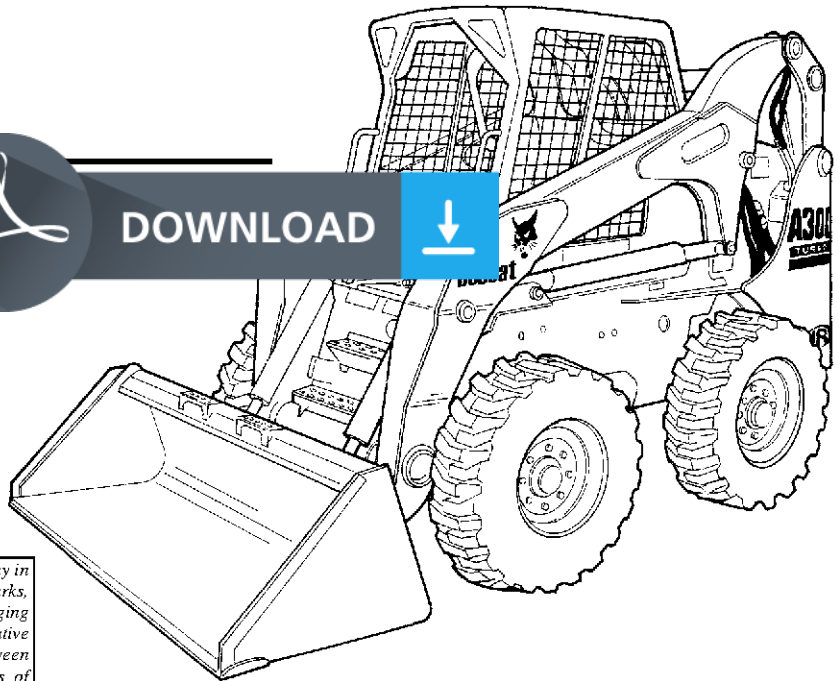
A300
TURBO
HIGH FLOW



Bobcat®

Service Manual

S/N 523411001 & Above
S/N 523511001 & Above



Doosan purchased Bobcat Company from Ingersoll-Rand Company in 2007. Any reference to Ingersoll-Rand Company or use of trademarks, service marks, logos, or other proprietary identifying marks belonging to Ingersoll-Rand Company in this manual is historical or nominative in nature, and is not meant to suggest a current affiliation between Ingersoll-Rand Company and Bobcat Company or the products of either.

**EQUIPPED WITH
BOBCAT INTERLOCK
CONTROL SYSTEM (BICS™)**

6901932 (6-12)

IR Ingersoll Rand
Compact Vehicle Technologies
Printed in U.S.A.

© Bobcat Company 2006

MAINTENANCE SAFETY




WARNING

Instructions are necessary before operating or servicing machine. Read and understand the Operation & Maintenance Manual, Operator's Handbook and signs (decals) on machine. Follow warnings and instructions in the manuals when making repairs, adjustments or servicing. Check for correct function after adjustments, repairs or service. Untrained operators and failure to follow instructions can cause injury or death.

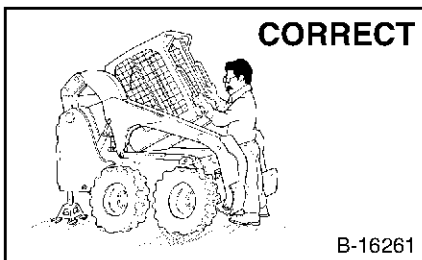
W-2003-0903




Safety Alert Symbol: This symbol with a warning statement, means: "Warning, be alert! Your safety is involved!" Carefully read the message that follows.




Never service the Bobcat Skid-Steer Loader without instructions.



Use the correct procedure to lift or lower operator cab.



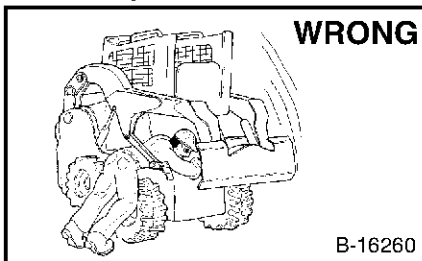
Cleaning and maintenance are required daily.



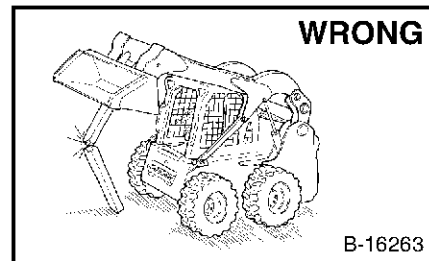
Have good ventilation when welding or grinding painted parts.

Wear dust mask when grinding painted parts. Toxic dust and gas can be produced.

Avoid exhaust fume leaks which can kill without warning. Exhaust system must be tightly sealed.




Disconnecting or loosening any hydraulic tube, hose, fitting, component or a part failure can cause lift arms to drop. Do not go under lift arms when raised unless supported by an approved lift arm support device. Replace it if damaged.



Never work on loader with lift arms up unless lift arms are held by an approved lift arm support device. Replace if damaged.

Never modify equipment or add attachments not approved by Bobcat Company.

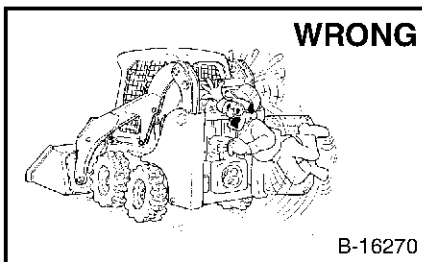


Stop, cool and clean engine of flammable materials before checking fluids.

Never service or adjust loader with the engine running unless instructed to do so in the manual.

Avoid contact with leaking hydraulic fluid or diesel fuel under pressure. It can penetrate the skin or eyes.

Never fill fuel tank with engine running, while smoking or when near open flame.



Keep body, jewelry and clothing away from moving parts, electrical contact, hot parts and exhaust.

Wear eye protection to guard from battery acid, compressed springs, fluids under pressure and flying debris when engines are running or tools are used. Use eye protection approved for type of welding.

Keep rear door closed except for service. Close and latch door before operating the loader.



Lead-acid batteries produce flammable and explosive gases.

Keep arcs, sparks, flames and lighted tobacco away from batteries.

Batteries contain acid which burns eyes or skin on contact. Wear protective clothing. If acid contacts body, flush well with water. For eye contact flush well and get immediate medical attention.

Maintenance procedures which are given in the Operation & Maintenance Manual can be performed by the owner/operator without any specific technical training. Maintenance procedures which are **not** in the Operation & Maintenance Manual must be performed **ONLY BY QUALIFIED BOBCAT SERVICE PERSONNEL**. Always use genuine Bobcat replacement parts. The Service Safety Training Course is available from your Bobcat dealer.

MSW14-0805



Bobcat®

ALPHABETICAL INDEX

AIR CLEANER	70-01	HEATER COIL.....	80-01
AIR CLEANER SERVICE	10-01	HEATER VALVE	80-01
ALTERNATOR	60-01	HUB	40-01
AIR CONDITIONING SERVICE.....	80-01	HYDRAULIC CONNECTION SPECS	SPEC-01
AIR CONDITIONING SYSTEM FLOW	80-01	HYDRAULIC CONTROL VALVE	20-01
AWS CONTROLLER	60-01	HYDRAULIC FLUID RESERVOIR	20-01
		HYDRAULIC FLUID SPECIFICATIONS	SPEC-01
BASIC TROUBLESHOOTING	80-01	HYDRAULIC/HYDROSTATIC FILTER	20-01
BATTERY.....	60-01	HYDRAULIC/HYDROSTATIC SYSTEM.....	10-01
BICS™ SYSTEM	60-01	HYDRAULIC PUMP	20-01
BLOWER FAN	80-01	HYDRAULIC PUMP (HI FLOW)	20-01
BOBCAT CONTROLLER.....	60-01	HYDRAULIC SYSTEM INFORMATION	20-01
BOBCAT INTERLOCK		HYDROSTATIC MOTOR	30-01
CONTROL SYSTEM (BICS™)	60-01	HYDROSTATIC MOTOR CARRIER.....	30-01
BOB-TACH	10-01, 50-01	HYDROSTATIC PUMP	30-01
BRAKE.....	40-01	HYDROSTATIC SYSTEM INFORMATION	30-01
BUCKET POSITION VALVE	20-01		
		GENERAL AIR CONDITIONING	
CHAINCASE.....	40-01	SERVICE GUIDELINES	80-01
CHARGE PRESSURE.....	30-01		
CONTROL	50-01	INSIDE ACCESS PANEL.....	50-01
COMPONENTS	80-01	INSTRUMENT PANEL.....	60-01
COMPRESSOR	80-01		
CONDENSER	80-01	LIFT ARMS.....	50-01
CONTROL PANEL.....	50-01	LIFT ARM BY-PASS CONTROL VALVE	20-01
CONVERSIONS	SPEC-01	LIFT ARM SUPPORT DEVICE	10-01
COOLING FAN	70-01	LIFT AND TILT ACTUATOR CALIBRATION	60-01
CYLINDER (LIFT).....	20-01	LIFTING AND BLOCKING THE LOADER.....	10-01
CYLINDER (POWER BOB-TACH).....	20-01	LIGHTS	60-01
CYLINDER (STEERING)	20-01	LOADER SPECIFICATIONS (A300)	SPEC-01
CYLINDER (TILT)	20-01	LUBRICATING THE LOADER.....	10-01
DIAGNOSTICS SERVICE CODES	60-01	MAIN RELIEF VALVE	20-01
DRIVE BELT	30-01	MUFFLER.....	70-01
DRIVE COMPONENTS	40-01		
		OIL COOLER (SNAP TO CONNECT) (STC)	30-01
ELECTRICAL/HYDRAULIC CONTROLS		OPERATOR CAB	10-01, 50-01
REFERENCE.....	60-01	OPERATOR SEAT	50-01
ELECTRICAL SYSTEM INFORMATION	60-01	OPERATOR SEAT (SUSPENSION).....	50-01
ENGINE	70-01		
ENGINE COOLING SYSTEM.....	10-01	POWER BOB-TACH	10-01, 50-01
ENGINE LUBRICATION SYSTEM.....	10-01	POWER BOB-TACH BLOCK.....	20-01
ENGINE SPECIFICATIONS	SPEC-01	PRESSURE RELIEF VALVE	80-01
ENGINE SPEED CONTROL	70-01	PRESSURE SWITCH.....	80-01
EVAPORATOR.....	80-01		
EVAPORATOR/HEATER UNIT	80-01	RADIATOR	70-01
EXPANSION VALVE	80-01	REAR AUXILIARY DIVERTER VALVE.....	20-01
		REAR DOOR	50-01
FAN GEARBOX	10-01	REAR GRILL	50-01
FINAL DRIVE TRANSMISSION (CHAINCASE) ..	10-01	RECEIVER/DRIER.....	80-01
FLYWHEEL AND HOUSING	70-01	RECONDITIONING THE ENGINE	70-01
FRONT AUXILIARY HYDRAULIC COUPLER		REGULAR MAINTENANCE	80-01
BLOCK.....	20-01	REMOTE START	10-01
FUEL SYSTEM.....	10-01	RPM SENSOR	60-01
FUEL TANK.....	50-01		



Thank you very much
for your reading.
Please click here
to get more information.