

A300

TURBO

A300

TURBO

HIGH FLOW



Bobcat®

Service Manual

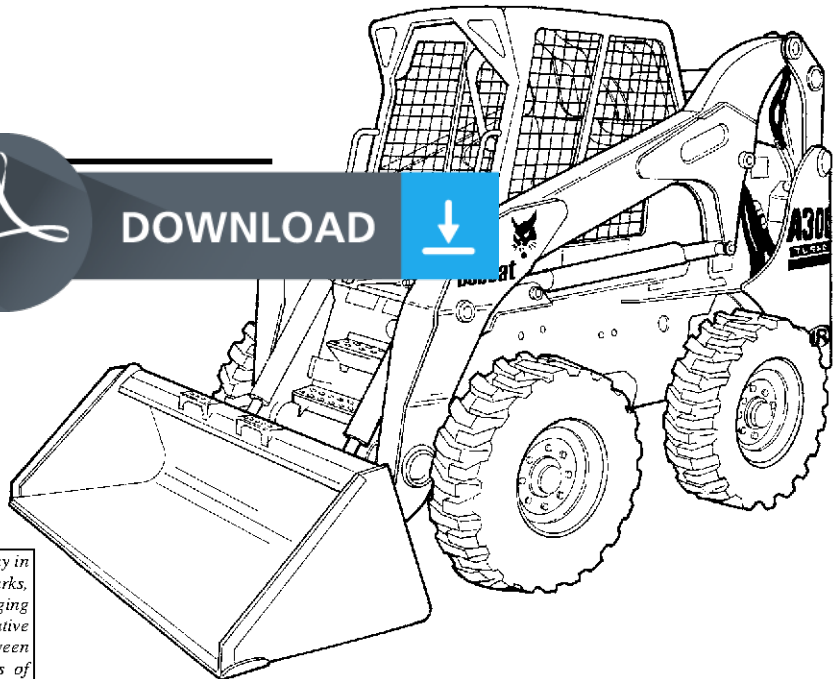
S/N 526411001 & Above

S/N 526511001 & Above

PDF



DOWNLOAD



Doosan purchased Bobcat Company from Ingersoll-Rand Company in 2007. Any reference to Ingersoll-Rand Company or use of trademarks, service marks, logos, or other proprietary identifying marks belonging to Ingersoll-Rand Company in this manual is historical or nominative in nature, and is not meant to suggest a current affiliation between Ingersoll-Rand Company and Bobcat Company or the products of either.

**EQUIPPED WITH
BOBCAT INTERLOCK
CONTROL SYSTEM (BICS™)**

6902728 (6-12)



Printed in U.S.A.

© Bobcat Company 2006

MAINTENANCE SAFETY



WARNING

Instructions are necessary before operating or servicing machine. Read and understand the Operation & Maintenance Manual, Operator's Handbook and signs (decals) on machine. Follow warnings and instructions in the manuals when making repairs, adjustments or servicing. Check for correct function after adjustments, repairs or service. Untrained operators and failure to follow instructions can cause injury or death.

W-2003-0903



Safety Alert Symbol: This symbol with a warning statement, means: "Warning, be alert! Your safety is involved!" Carefully read the message that follows.


CORRECT



B-10731a

Never service the Bobcat Skid-Steer Loader without instructions.


CORRECT



B-16261

Use the correct procedure to lift or lower operator cab.

CORRECT



B-16264

Cleaning and maintenance are required daily.


WRONG



B-16272

- Have good ventilation when welding or grinding painted parts.
- Wear dust mask when grinding painted parts. Toxic dust and gas can be produced.
- Avoid exhaust fume leaks which can kill without warning. Exhaust system must be tightly sealed.

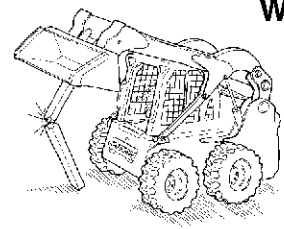
WRONG



B-16260

Disconnecting or loosening any hydraulic tubeline, hose, fitting, component or a part failure can cause lift arms to drop. Do not go under lift arms when raised unless supported by an approved lift arm support device. Replace it if damaged.


WRONG



B-16263

- Never work on loader with lift arms up unless lift arms are held by an approved lift arm support device. Replace if damaged.
- Never modify equipment or add attachments not approved by Bobcat Company.


WRONG



B-16271

- Stop, cool and clean engine of flammable materials before checking fluids.
- Never service or adjust loader with the engine running unless instructed to do so in the manual.
- Avoid contact with leaking hydraulic fluid or diesel fuel under pressure. It can penetrate the skin or eyes.
- Never fill fuel tank with engine running, while smoking or when near open flame.

WRONG



B-16270

- Keep body, jewelry and clothing away from moving parts, electrical contact, hot parts and exhaust.
- Wear eye protection to guard from battery acid, compressed springs, fluids under pressure and flying debris when engines are running or tools are used. Use eye protection approved for type of welding.
- Keep rear door closed except for service. Close and latch door before operating the loader.

WRONG



B-6589

- Lead-acid batteries produce flammable and explosive gases.
- Keep arcs, sparks, flames and lighted tobacco away from batteries.
- Batteries contain acid which burns eyes or skin on contact. Wear protective clothing. If acid contacts body, flush well with water. For eye contact flush well and get immediate medical attention.

Maintenance procedures which are given in the Operation & Maintenance Manual can be performed by the owner/operator without any specific technical training. Maintenance procedures which are **not** in the Operation & Maintenance Manual must be performed **ONLY BY QUALIFIED BOBCAT SERVICE PERSONNEL**. Always use genuine Bobcat replacement parts. The Service Safety Training Course is available from your Bobcat dealer.

MSW14-0805



Bobcat®

ALPHABETICAL INDEX

AIR CLEANER	70-01	HEATER COIL.....	80-01
AIR CLEANER SERVICE	10-01	HEATER/AC FAN	80-01
AIR CONDITIONING SERVICE.....	80-01	HEATER VALVE	80-01
AIR CONDITIONING SYSTEM FLOW	80-01	HUB	40-01
ALTERNATOR	60-01	HYDRAULIC CONNECTION SPECS	SPEC-01
AUXILIARY PRESSURE RELEASE (ACCUMULATOR)	20-01	HYDRAULIC CONTROL VALVE (1 PIECE CASTING)	20-01
AWS CONTROLLER	60-01	HYDRAULIC CONTROL VALVE (2 PIECE CASTING)	20-01
BASIC TROUBLESHOOTING	80-01	HYDRAULIC FLUID RESERVOIR	20-01
BATTERY.....	60-01	HYDRAULIC/HYDROSTATIC FILTER	20-01
BOBCAT 2001 CONTROLLER.....	60-01	HYDRAULIC/HYDROSTATIC FLUID SPECIFICATIONS	SPEC-01
BOB-TACH	10-01, 50-01	HYDRAULIC/HYDROSTATIC SYSTEM.....	10-01
BRAKE.....	40-01	HYDRAULIC PUMP	20-01
BRAKE (TWO-SPEED)	40-01	HYDRAULIC PUMP (HI FLOW)	20-01
BUCKET POSITION VALVE	20-01	HYDRAULIC SYSTEM INFORMATION	20-01
CALIBRATION	60-01	HYDROSTATIC MOTOR	30-01
CHAINCASE	40-01	HYDROSTATIC PUMP	30-01
CHARGE PRESSURE.....	30-01	HYDROSTATIC SYSTEM INFORMATION	30-01
COOLING FAN	70-01	INSIDE ACCESS PANEL.....	50-01
COMPONENTS	80-01	INSTRUMENT PANEL.....	60-01
COMPRESSOR	80-01	LIFT ARMS.....	50-01
CONDENSER	80-01	LIFT ARM BY-PASS CONTROL VALVE	20-01
CONTROL PANEL	50-01	LIFT ARM SUPPORT DEVICE	10-01
CONTROL	50-01	LIFTING AND BLOCKING THE LOADER.....	10-01
CONVERSIONS	SPEC-01	LIGHTS	60-01
CYLINDER (LIFT).....	20-01	LOADER SPECIFICATIONS	SPEC-01
CYLINDER (POWER BOB-TACH).....	20-01	LOADER TORQUE.....	SPEC-01
CYLINDER (REAR)	20-01	LUBRICATING THE LOADER.....	10-01
CYLINDER (TILT)	20-01	MAIN RELIEF VALVE	20-01
DIAGNOSTICS SERVICE CODES	60-01	MUFFLER.....	70-01
DRIVE BELT	30-01	OIL COOLER (SEAL TIGHT CONNECT) (STC).....	30-01
DRIVE COMPONENTS	40-01	OPERATOR CAB	10-01, 50-01
ELECTRICAL/HYDRAULIC CONTROLS REFERENCE.....	60-01	OPERATOR SEAT (STANDARD).....	50-01
ELECTRICAL SYSTEM INFORMATION	60-01	OPERATOR SEAT (SUSPENSION).....	50-01
ENGINE	70-01	POWER BOB-TACH (OPTION)	10-01, 50-01
ENGINE COMPONENTS AND TESTING	70-01	POWER BOB-TACH BLOCK.....	20-01
ENGINE COOLING SYSTEM.....	10-01	PRESSURE RELIEF VALVE	80-01
ENGINE LUBRICATION SYSTEM.....	10-01	PRESSURE SWITCH.....	80-01
ENGINE SPECIFICATIONS	SPEC-01	RADIATOR	70-01
ENGINE SPEED CONTROL	70-01	REAR AUXILIARY DIVERTER VALVE.....	20-01
EVAPORATOR.....	80-01	REAR DOOR	50-01
EVAPORATOR/HEATER UNIT	80-01	REAR GRILL	50-01
EXPANSION VALVE	80-01	RECEIVER/DRIER.....	80-01
FAN GEARBOX	10-01	RECONDITIONING THE ENGINE	70-01
FINAL DRIVE TRANSMISSION (CHAINCASE) ..	10-01	REGULAR MAINTENANCE	80-01
FLYWHEEL AND HOUSING	70-01	REMOTE START	10-01
FUEL SYSTEM.....	10-01		
FUEL TANK.....	50-01		
GENERAL AIR CONDITIONING SERVICE GUIDELINES.....	80-01		



Thank you very much
for your reading.
Please click here
to get more information.