

Z625, Z645, Z655, and Z665 EZtrak Residential Mower Diagnostic and Repair



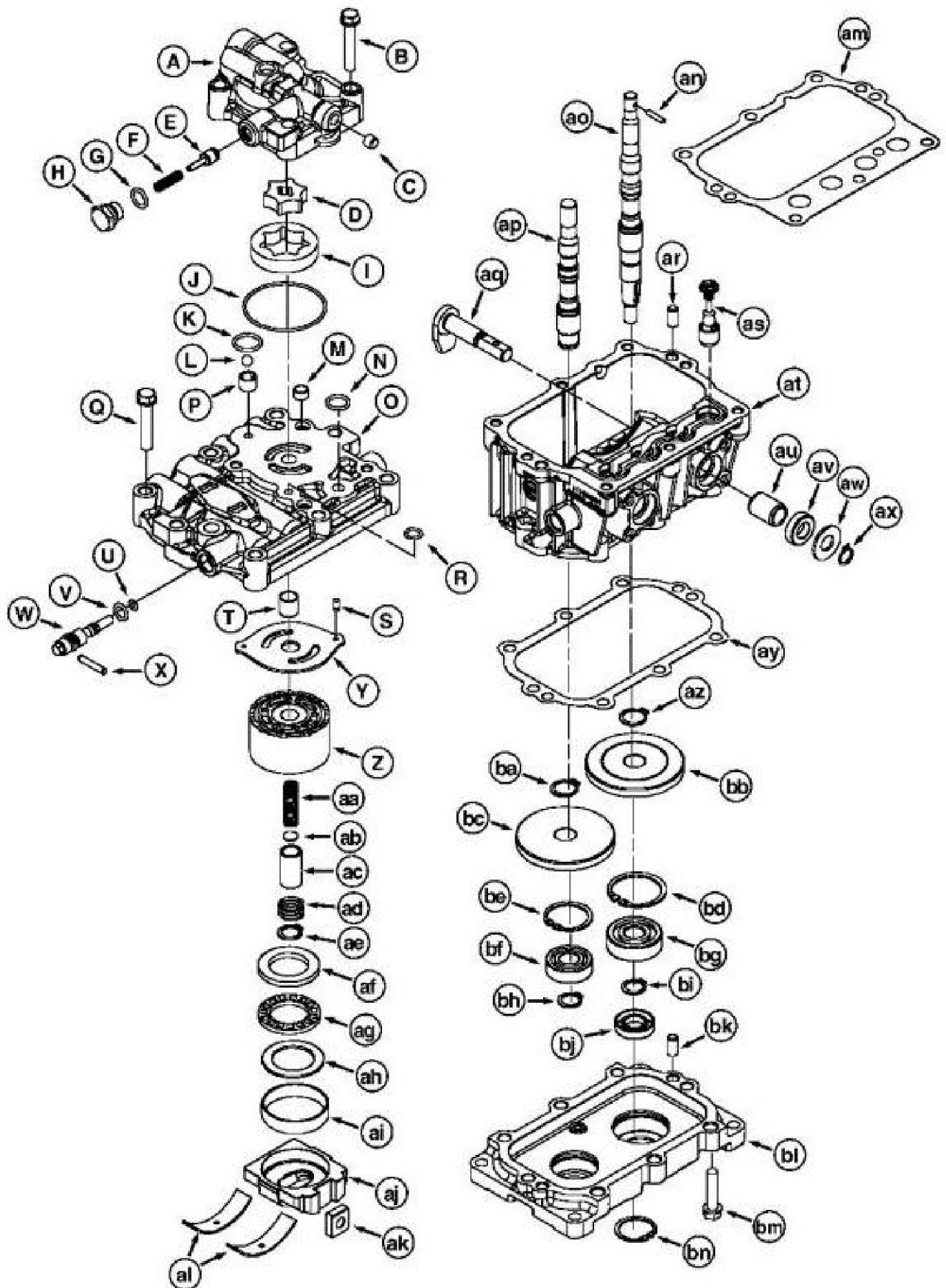
TECHNICAL MANUAL

EZtrak Mower models Z645, Z655, Z665, Z625 (SN. 130001-)

TM113119 22 NOV 14 (ENGLISH)



Hydrostatic Pump Components (S.N. -130000)



Hydrostatic Pump Components

Group 25 - Repair (S.N. 130001-)

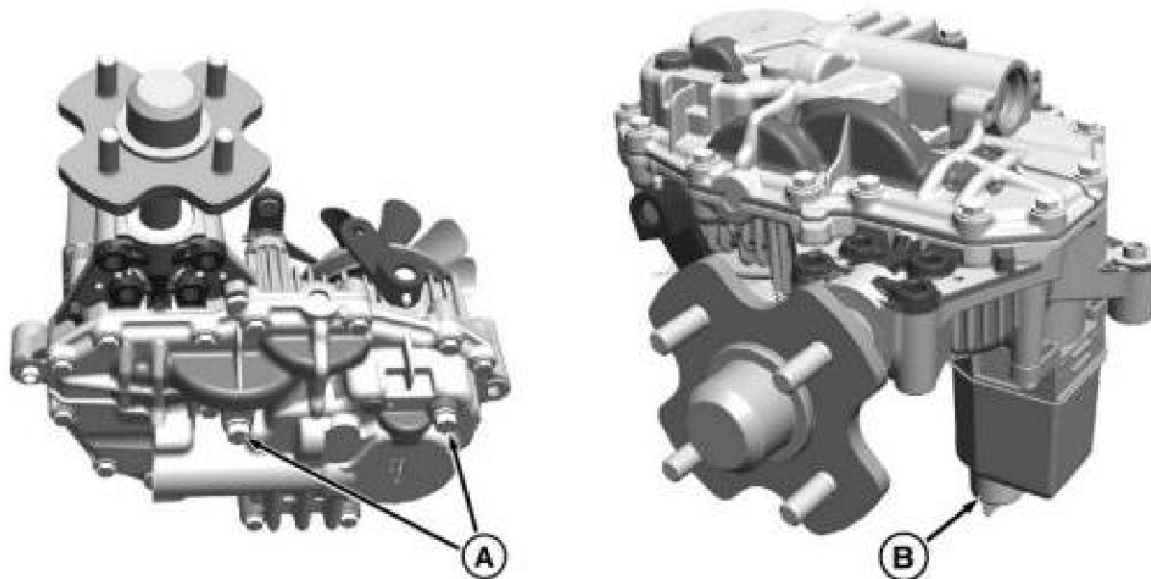
Summary of References

- [Drain and Replace Transaxle Oil \(S.N. 130001- \)](#)
- [Remove and Install Transaxle \(S.N. 130001- \)](#)
- [Remove and Install Traction Drive Belt \(S.N. 130001- \)](#)
- [Replace Input Shaft Seal \(S.N. 130001- \)](#)
- [Replace Bypass Seal \(S.N. 130001- \)](#)
- [Replace Axle Seal \(S.N. 130001- \)](#)
- [Replace Control Shaft Seal \(S.N. 130001- \)](#)
- [Replace Brake Lever Seal \(S.N. 130001- \)](#)
- [Remove and Install Transaxle Case Plug \(S.N. 130001- \)](#)

Other Material

Number	Name	Use
• PM38655 LOCKTITE Loctite™ 515 (Canada) (us) • PM38625 (US) (us)	Flexible Sealant	Seal transaxle case.

Drain and Replace Transaxle Oil (S.N. 130001-)



Transaxle Oil Drain

Drain Transaxle

[1] - Remove two drain plugs (A), and drain oil into a suitable container.

→NOTE:

Certain transaxles are not equipped with drain plugs. For these units, invert the removed transaxle, and drain oil from the reservoir (B) into a suitable container.

[2] - Install two drain plugs (A).

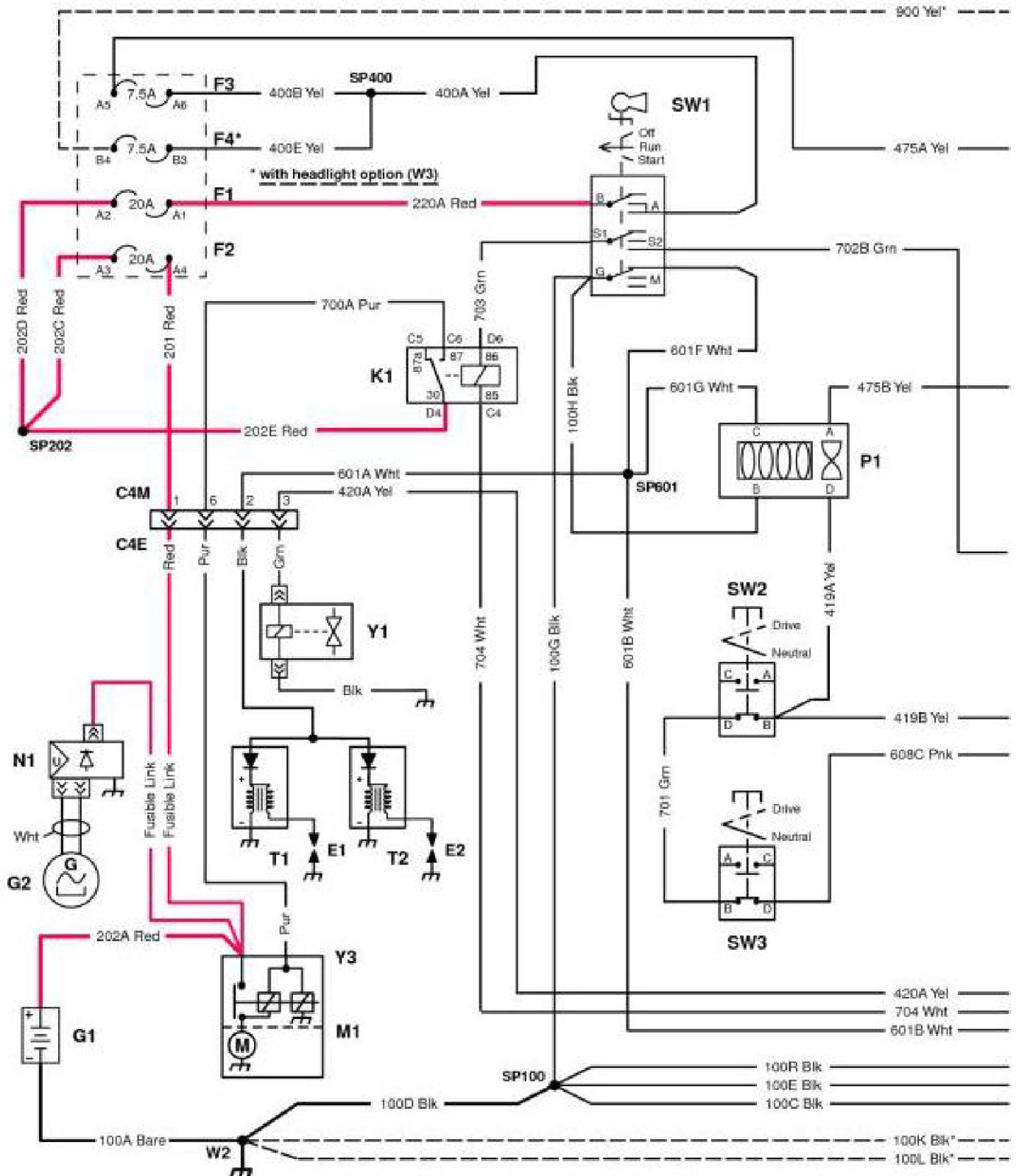
Fill Transaxle

[1] - Fill reservoir to specification with 10W-30 CD oil.

Item	Measurement	Specification
Transaxle Oil	Volume	2.0 ± 0.5 L (2.1 ± 0.5 qt.)
















[2] - Check reservoir fluid level after machine is run. Add oil if necessary.

Main Electrical Schematic (S.N. 150001-)



Main Schematic (S.N. 150001-) Page1 of 2

TM113119 - John Deere Z625, Z645, Z655, and Z665 EZtrak Residential Mower Diagnostic and EZtrak Residential Mower Riding Lawn Equipment Technical Manual (TM11311)

Illustrated Factory Technical Manual for John Deere EZtrak Residential Mowers Models Z625, Z645, Z655, and Z665 This manual contains high quality images, circuit diagrams, instructions to help you to maintenance, troubleshooting, diagnostic, and repair your truck. This document is printable, without restrictions, contains searchable text, bookmarks, crosslinks for easy navigation. Language: English Format: PDF, 672 pages Covered models:     Z645    Z655   Z665   Z625    



Thank you very much
for your reading.
Please click here
to get more information.