

B250



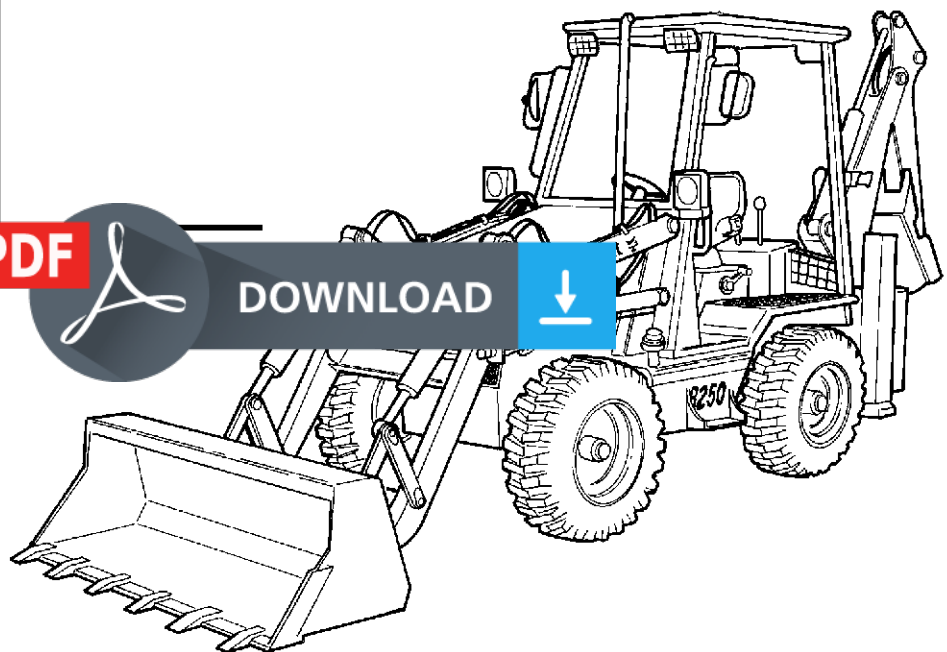
Bobcat®

Service Manual

(S/N 570311001 & Above)



DOWNLOAD



Doosan purchased Bobcat Company from Ingersoll-Rand Company in 2007. Any reference to Ingersoll-Rand Company or use of trademarks, service marks, logos, or other proprietary identifying marks belonging to Ingersoll-Rand Company in this manual is historical or nominative in nature, and is not meant to suggest a current affiliation between Ingersoll-Rand Company and Bobcat Company or the products of either.

MAINTENANCE SAFETY



WARNING

Instructions are necessary before operating or servicing machine. Read and understand the Operation & Maintenance Manual, Operator's Handbook and signs (decals) on machine. Follow warnings and instructions in the manuals when making repairs, adjustments or servicing. Check for correct function after adjustments, repairs or service. Untrained operators and failure to follow instructions can cause injury or death.

W-2003-0903



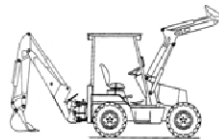
Safety Alert Symbol: This symbol with a warning statement, means: "Warning, be alert! Your safety is involved!" Carefully read the message that follows.



CORRECT

B-10731a

- Never service the Bobcat Loader Backhoe without instructions.



CORRECT

B-16768

- Always use an approved lift arm support device when servicing the loader backhoe with the lift arms raised. Replace the lift arm support device if damaged or missing.
- Disconnecting or loosening any hydraulic tubeline, hose, fitting component, or part failure can cause lift arms or backhoe boom to drop.



CORRECT

B-16738

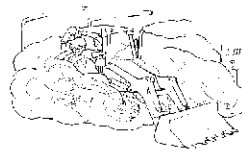
- Cleaning and maintenance are required daily.
- NEVER modify equipment or add attachments not approved by Bobcat.



WRONG

B-16730


- Have good ventilation when welding or grinding painted parts.
- Wear dust mask when grinding painted parts. Toxic dust and gas can be produced.



WRONG

B-16746


- Vent exhaust to outside when engine must be run for service.
- Exhaust system must be tightly sealed. Exhaust Fumes can kill without warning.



WRONG

B-16719

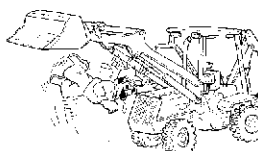
- Never work on loader backhoe with lift arms raised unless supported by an approved lift arm support device.
- Always lower the backhoe bucket to the ground before doing any maintenance.



WRONG

B-16571

- Stop, cool and clean engine of flammable materials before checking fluids.
- Never service or adjust machine with the engine running unless instructed to do so in the manual.
- Avoid contact with leaking hydraulic fluid or diesel fuel under pressure. It can penetrate the skin or eyes.
- Never fill fuel tank with engine running, while smoking or when near open flame.



WRONG

B-16731

- Keep body, jewelry and clothing away from moving parts, electrical contact, hot parts and exhaust.
- Wear eye protection to guard from battery acid, compressed springs, fluids under pressure and flying debris when engines are running or tools are used.
- Use eye protection approved for type of welding.
- Keep engine cover closed except for service. Close and latch engine cover before operating the loader backhoe.



WRONG

B-6589

- Lead-acid batteries produce flammable and explosive gases.
- Keep arcs, sparks, flames and lighted tobacco away from batteries.
- Batteries contain acid which burns eyes or skin on contact. Wear protective clothing. If acid contacts body, flush well with water. For eye contact flush well and get immediate medical attention.

Maintenance procedures which are given in the Operation & Maintenance Manual can be performed by the owner/operator without any specific technical training. Maintenance procedures which are **not** in the Operation & Maintenance Manual must be performed **ONLY BY QUALIFIED BOBCAT SERVICE PERSONNEL**. Always use genuine Bobcat replacement parts.



Bobcat®

ALPHABETICAL INDEX

AIR CLEANER	70-01	HEATER FAN	80-01
AIR CLEANER SERVICE	10-01	HEATER UNIT	80-01
ALTERNATOR	60-01	HYDRAULIC FILTER HOUSING	20-01
ALTERNATOR BELT	10-01	HYDRAULIC FLUID RESERVOIR	20-01
ARM CYLINDER	20-01	HYDRAULIC SYSTEM INFORMATION	20-01
ARM	50-01	HYDRAULIC/HYDROSTATIC FLUID SPECIFICATIONS	SPEC-01
AXLE AND DIFFERENTIAL (FRONT)	40-01	HYDRAULIC/HYDROSTATIC SYSTEM	10-01
AXLE AND DIFFERENTIAL (REAR)	40-01	HYDROSTATIC DRIVE MOTOR	30-01
AXLE TOE-IN	10-01	HYDROSTATIC PUMP	30-01
		HYDROSTATIC SYSTEM INFORMATION	30-01
		HYDROSTATIC TESTING	30-01
BACKHOE BOOM LOCK	10-01		
BACKHOE CONTROL VALVE	20-01	INSTRUMENT PANEL	60-01
BATTERY	60-01		
BOB-TACH	50-01	LOADER BACKHOE SPECIFICATIONS	SPEC-01
BOB-TACH HAND LEVER	10-01	LOADER BACKHOE TORQUE	SPEC-01
BOOM	50-01	LOADER CONTROL VALVE	20-01
BOOM CYLINDER	20-01	LIFT ARMS	50-01
BRAKE CALIPER	40-01	LIFT ARM SUPPORT DEVICE	10-01
BUCKET	50-01	LIFT CYLINDER	20-01
BUCKET CYLINDER	20-01	LIFTING AND BLOCKING THE LOADER BACKHOE	10-01
		LUBRICATING THE LOADER BACKHOE	10-01
CAB DOOR	50-01		
CAB LIGHTS	60-01	MAIN RELIEF VALVE	20-01
COMPONENTS	80-01	MUFFLER	70-01
CONVERSIONS	SPEC-01		
DRIVESHAFT	40-01	OIL COOLER	30-01
DROP BOX	40-01	OPERATOR CAB	50-01
		OPERATOR SEAT	50-01
ELECTRICAL SYSTEM INFORMATION	60-01		
ENCLOSED CAB	50-01	PARKING BRAKE	40-01
ENGINE	70-01	PORT RELIEF VALVE (BACKHOE CONTROL VALVE)	20-01
ENGINE COMPONENTS AND TESTING	70-01	PORT RELIEF VALVE (LOADER CONTROL VALVE)	20-01
ENGINE COOLING SYSTEM	10-01		
ENGINE COVER	10-01, 50-01	RADIATOR	70-01
ENGINE LUBRICATION SYSTEM	10-01	REAR AXLE	10-01, 40-01
ENGINE SIDE COVERS	50-01	REAR WINDOW	50-01
ENGINE SPECIFICATIONS	SPEC-01	REAR WIPER	60-01
ENGINE SPEED CONTROL	70-01	RECONDITIONING THE ENGINE	70-01
		RUBBER DRIVE COUPLER	70-01
FENDER	50-01		
FLOOR PANELS	50-01	SERVICE SCHEDULE	10-01
FLYWHEEL	70-01	SIDE SHIFT LOCK CYLINDER	20-01
FLYWHEEL HOUSING	70-01	STABILIZER FRAME	50-01
FRONT AXLE	10-01, 40-01	STABILIZER CYLINDER	20-01
FRONT AXLE PIVOT FRAME	50-01	STEERING ANGLE ADJUSTMENT (FRONT AXLE)	40-01
FRONT LIGHTS	60-01	STEERING ANGLE ADJUSTMENT (REAR AXLE)	40-01
FRONT WIPER	60-01	STEERING CYLINDER (FRONT)	20-01
FUEL LEVEL SENDER	60-01	STEERING CYLINDER (REAR)	20-01
FUEL SYSTEM	10-01	STEERING PUMP	20-01
FUEL TANK	50-01	STEERING VALVE	20-01
GEAR PUMP	20-01		
GRILL	50-01		
GRILL FRAME	50-01		



Thank you very much
for your reading.
Please click here
to get more information.