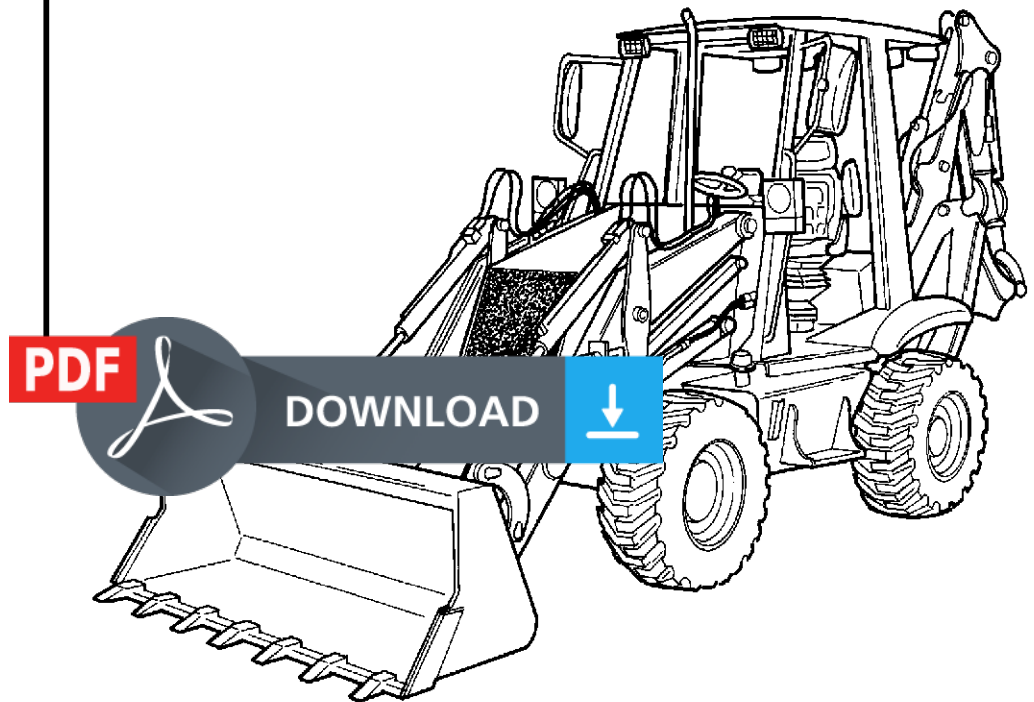


# BL-470 BL-475



## Service Manual

BL 470 (S/N 570511001 & Above)  
BL 475 (S/N 571911001 & Above)



Doosan purchased Bobcat Company from Ingersoll-Rand Company in 2007. Any reference to Ingersoll-Rand Company or use of trademarks, service marks, logos, or other proprietary identifying marks belonging to Ingersoll-Rand Company in this manual is historical or nominative in nature, and is not meant to suggest a current affiliation between Ingersoll-Rand Company and Bobcat Company or the products of either.






# MAINTENANCE SAFETY

## **WARNING**

Instructions are necessary before operating or servicing machine. Read and understand the Operation & Maintenance Manual, Handbook and signs (decals) on machine. Follow warnings and instructions in the manuals when making repairs, adjustments or servicing. Check for correct function after adjustments, repairs or service. Untrained operators and failure to follow instructions can cause injury or death.


W-2003-0199

 **Safety Alert Symbol:** This symbol with a warning statement, means: "Warning, be alert! Your safety is involved!" Carefully read the message that follows.



**CORRECT**


B-10731a


 Never service the Ingersoll-Rand Loader Backhoe without instructions.




**CORRECT**

B-16842


 Always use an approved lift arm support device when servicing the loader backhoe with the lift arm raised. Replace the lift arm support device if damaged or missing.


 Disconnecting or loosening any hydraulic tubeline, hose, fitting component, or part failure can cause lift arms or backhoe boom to drop.



**CORRECT**

B-16865


 Cleaning and maintenance are required daily.


 NEVER modify equipment or add attachments not approved by Ingersoll-Rand.

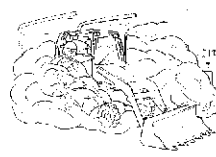


**WRONG**

B-16815


 Have good ventilation when welding or grinding painted parts.


 Wear dust mask when grinding painted parts. Toxic dust and gas can be produced.



**WRONG**

B-16881


 Vent exhaust to outside when engine must be run for service.


 Exhaust system must be tightly sealed. Exhaust fumes can kill without warning.

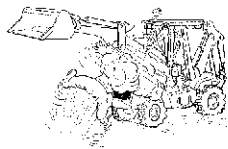


**WRONG**

B-16826


 Never work on loader backhoe with lift arms raised unless supported by an approved lift arm support device.


 Always lower the backhoe bucket to the ground before doing any maintenance.





**WRONG**

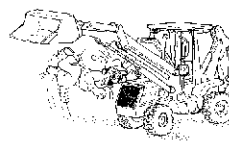
B-16885

 Stop, cool and clean engine of flammable materials before checking fluids.

 Never service or adjust machine with the engine running unless instructed to do so in the manual.


 Avoid contact with leaking hydraulic fluid or diesel fuel under pressure. It can penetrate the skin or eyes.


 Never fill fuel tank with engine running, while smoking or when near open flame.




**WRONG**

B-16814

 Keep body, jewelry and clothing away from moving parts, electrical contact, hot parts and exhaust.


 Wear eye protection to guard from battery acid, compressed springs, fluids under pressure and flying debris when engines are running or tools are used. Use eye protection approved for type of welding.


 Keep engine cover closed except for service. Close and latch engine cover before operating the loader backhoe.




**WRONG**

B-6589

 Lead-acid batteries produce flammable and explosive gases.

 Keep arcs, sparks, flames and lighted tobacco away from batteries.

 Batteries contain acid which burns eyes or skin on contact. Wear protective clothing. If acid contacts body, flush well with water. For eye contact flush well and get immediate medical attention.

Maintenance procedures which are given in the Operation & Maintenance Manual can be performed by the owner/operator without any specific technical training. Maintenance procedures which are **not** in the Operation & Maintenance Manual must be performed **ONLY BY QUALIFIED INGERSOLL-RAND SERVICE PERSONNEL**. Always use genuine Ingersoll-Rand replacement parts.

MSW18-0602



## ALPHABETICAL INDEX

AIR CLEANER .....	70-01	HYDRAULIC/HYDROSTATIC FLUID	
AIR CLEANER SERVICE .....	10-01	SPECIFICATIONS .....	SPEC-01
ALTERNATOR .....	60-01	HYDRAULIC/HYDROSTATIC SYSTEM.....	10-01
ALTERNATOR BELT .....	10-01	HYDROSTATIC DRIVE MOTOR .....	30-01
ARM CYLINDER .....	20-01	HYDROSTATIC PUMP .....	30-01
ARM .....	50-01	HYDROSTATIC SYSTEM INFORMATION.....	30-01
AXLE TOE-IN.....	10-01	HYDROSTATIC TESTING .....	30-01
BACKHOE BOOM LOCK.....	10-01	INSTRUMENT PANEL.....	60-01
BACKHOE CONTROL VALVE.....	20-01	LOADER BACKHOE SPECIFICATIONS.....	SPEC-01
BATTERY .....	60-01	LOADER BACKHOE TORQUE .....	SPEC-01
BOB-TACH.....	50-01	LOADER CONTROL VALVE .....	20-01
BOB-TACH HAND LEVER.....	10-01	LIFT ARMS .....	50-01
BOOM .....	50-01	LIFT ARM STABILIZER .....	50-01
BOOM CYLINDER .....	20-01	LIFT ARM SUPPORT DEVICE.....	10-01
BRAKE CALIPER .....	40-01	LIFT CYLINDER .....	20-01
BUCKET .....	50-01	LIFTING AND BLOCKING THE	
BUCKET CYLINDER .....	20-01	LOADER BACKHOE .....	10-01
CAB LIGHTS.....	60-01	LUBRICATING THE LOADER BACKHOE .....	10-01
CENTER FLOOR PANEL .....	50-01	MAIN RELIEF VALVE .....	20-01
CONVERSIONS .....	SPEC-01	MUFFLER.....	70-01
DRIVE COUPLER.....	70-01	OIL COOLER.....	30-01
DRIVESHAFT .....	40-01	OPERATOR CAB .....	50-01
DROP BOX .....	40-01	OPERATOR SEAT .....	50-01
ELECTRICAL SYSTEM INFORMATION .....	60-01	PARKING BRAKE.....	40-01
ENCLOSED CAB .....	50-01	PORT RELIEF VALVE	
ENGINE .....	70-01	(BACKHOE CONTROL VALVE).....	20-01
ENGINE COMPONENTS AND TESTING .....	70-01	RADIATOR .....	70-01
ENGINE COOLING SYSTEM .....	10-01	REAR AXLE .....	10-01, 40-01
ENGINE COVER .....	10-01, 50-01	RECONDITIONING THE ENGINE .....	70-01
ENGINE LUBRICATION SYSTEM.....	10-01	SERVICE SCHEDULE .....	10-01
ENGINE SIDE COVERS.....	50-01	STABILIZER .....	50-01
ENGINE SPECIFICATIONS.....	SPEC-01	STABILIZER CYLINDER .....	20-01
ENGINE SPEED CONTROL .....	70-01	STEERING CYLINDER .....	20-01
FENDER .....	50-01	STEERING PUMP .....	20-01
FLOOR PANELS.....	50-01	STEERING VALVE .....	20-01
FLYWHEEL .....	70-01	STARTER .....	60-01
FLYWHEEL HOUSING .....	70-01	SWING CYLINDER .....	20-01
FRONT AXLE .....	10-01, 40-01	SWING FRAME .....	50-01
FRONT AXLE PIVOT FRAME .....	50-01	TILT CYLINDER .....	20-01
FRONT LIGHTS.....	60-01	TIRE MAINTENANCE .....	10-01
FUEL LEVEL SENDER.....	60-01	TORQUE SPECIFICATIONS	
FUEL SYSTEM .....	10-01	FOR BOLTS.....	SPEC-01
FUEL TANK.....	50-01	TOWING THE LOADER BACKHOE .....	10-01
GEAR PUMP .....	20-01	TRANSPORTING THE LOADER BACKHOE.....	10-01
GRILL.....	50-01	TRAVEL PEDAL .....	20-01
GRILL FRAME .....	50-01	TROUBLESHOOTING .....	40-01, 70-01
HYDRAULIC FILTER HOUSING .....	20-01	TURBOCHARGER .....	70-01
HYDRAULIC FLUID RESERVOIR.....	20-01	TURN INDICATOR LIGHTS (FRONT) .....	60-01
HYDRAULIC SYSTEM INFORMATION.....	20-01		



Thank you very much  
for your reading.  
Please click here  
to get more information.