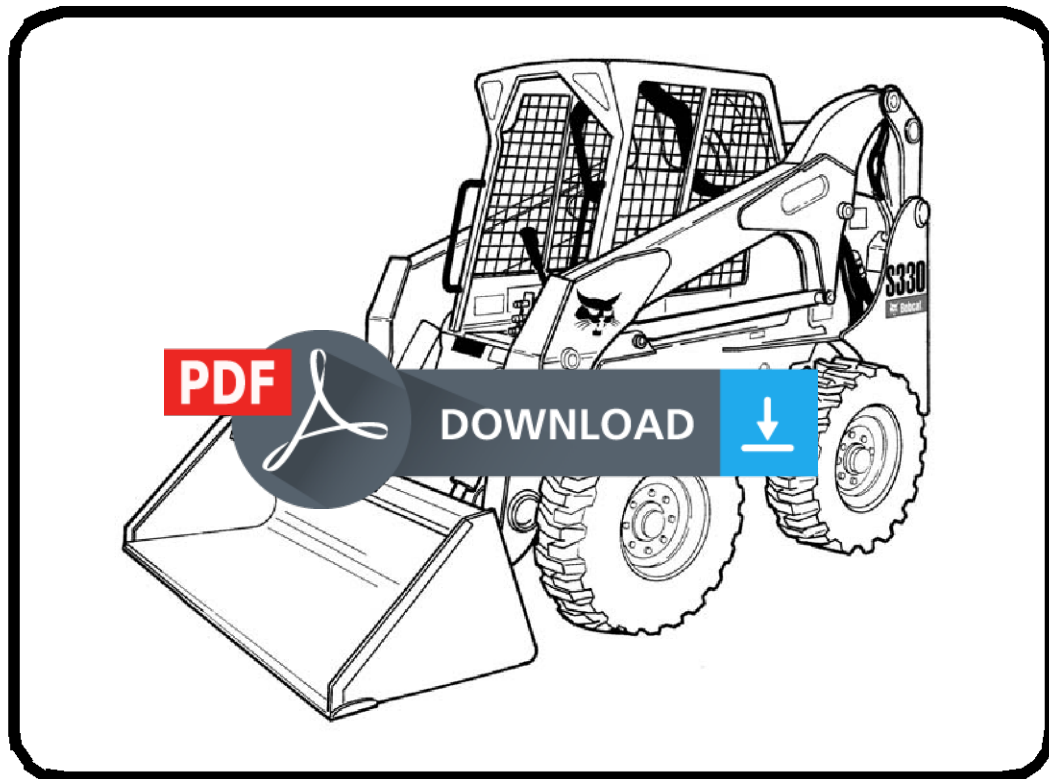




Bobcat®

Service Manual S330 Skid-Steer Loader

S/N A5HA11001 & Above
S/N AAKM11001 & Above



EQUIPPED WITH
BOBCAT INTERLOCK
CONTROL SYSTEM (BICS™)



MAINTENANCE SAFETY



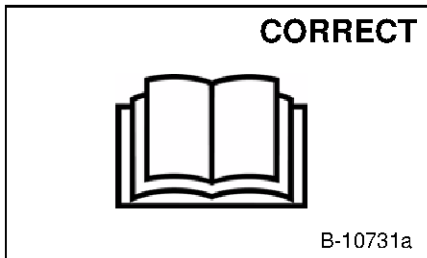
WARNING

Instructions are necessary before operating or servicing machine. Read and understand the Operation & Maintenance Manual, Operator's Handbook and signs (decals) on machine. Follow warnings and instructions in the manuals when making repairs, adjustments or servicing. Check for correct function after adjustments, repairs or service. Untrained operators and failure to follow instructions can cause injury or death.


W-2003-0807




Safety Alert Symbol: This symbol with a warning statement, means: "Warning, be alert! Your safety is involved!" Carefully read the message that follows.



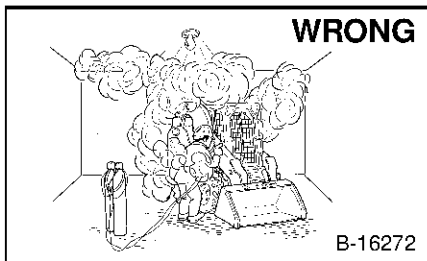
Never service the Bobcat Skid-Steer Loader without instructions.



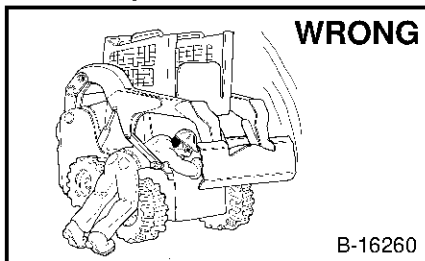
Use the correct procedure to lift or lower operator cab.



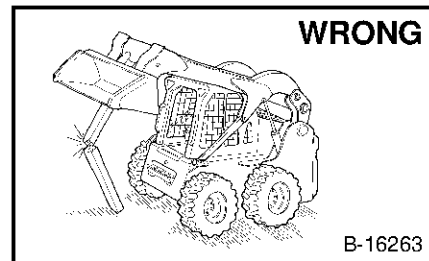
Cleaning and maintenance are required daily.




- Have good ventilation when welding or grinding painted parts.
- Wear dust mask when grinding painted parts. Toxic dust and gas can be produced.
- Avoid exhaust fume leaks which can kill without warning. Exhaust system must be tightly sealed.



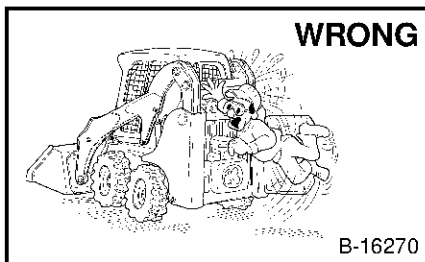
Disconnecting or loosening any hydraulic tubeline, hose, fitting, component or a part failure can cause lift arms to drop. Do not go under lift arms when raised unless supported by an approved lift arm support device. Replace it if damaged.



- Never work on loader with lift arms up unless lift arms are held by an approved lift arm support device. Replace if damaged.
- Never modify equipment or add attachments not approved by Bobcat Company.



- Stop, cool and clean engine of flammable materials before checking fluids.
- Never service or adjust loader with the engine running unless instructed to do so in the manual.
- Avoid contact with leaking hydraulic fluid or diesel fuel under pressure. It can penetrate the skin or eyes.
- Never fill fuel tank with engine running, while smoking or when near open flame.



- Keep body, jewelry and clothing away from moving parts, electrical contact, hot parts and exhaust.
- Wear eye protection to guard from battery acid, compressed springs, fluids under pressure and flying debris when engines are running or tools are used. Use eye protection approved for type of welding.
- Keep rear door closed except for service. Close and latch door before operating the loader.



- Lead-acid batteries produce flammable and explosive gases.
- Keep arcs, sparks, flames and lighted tobacco away from batteries.
- Batteries contain acid which burns eyes or skin on contact. Wear protective clothing. If acid contacts body, flush well with water. For eye contact flush well and get immediate medical attention.

Maintenance procedures which are given in the Operation & Maintenance Manual can be performed by the owner/operator without any specific technical training. Maintenance procedures which are **not** in the Operation & Maintenance Manual must be performed **ONLY BY QUALIFIED BOBCAT SERVICE PERSONNEL**. Always use genuine Bobcat replacement parts. The Service Safety Training Course is available from your Bobcat dealer.



Bobcat®

ALPHABETICAL INDEX

ACCESS PANEL (INSIDE)	50-01	ENGINE INFORMATION	70-01
ACCESS PANEL (INSIDE) (SJC)	50-01	ENGINE LUBRICATION SYSTEM	10-01
AIR CLEANER	70-01	ENGINE SPEED CONTROL	70-01
AIR CLEANER SERVICE	10-01	ENGINE SPEED CONTROL (SJC)	70-01
AIR CONDITIONING SYSTEM FLOW	80-01	EVAPORATOR COIL	80-01
ALTERNATOR	60-01	EVAPORATOR / HEATER UNIT	80-01
		EXHAUST GAS RECIRCULATION	
BACK-UP ALARM SYSTEM	60-01	(EGR) SYSTEM	70-01
BATTERY	60-01	EXPANSION VALVE	80-01
BLOWER FAN	80-01		
BOBCAT CONTROLLER (ACS)	60-01	FINAL DRIVE TRANSMISSION (CHAINCASE)	10-01
BOBCAT CONTROLLER		FLYWHEEL AND HOUSING	70-01
(GATEWAY AND AUXILIARY)	60-01	FLYWHEEL RPM SENSOR	60-01
BOBCAT CONTROLLER (SJC) (DRIVE)	60-01	FRONT AUXILIARY HYDRAULIC	
BOBCAT INTERLOCK CONTROL		COUPLER BLOCK	20-01
SYSTEM (BICS™)	60-01	FUEL SYSTEM	10-01, 70-01
BOB-TACH (HAND LEVER)	10-01, 50-01	FUEL TANK	50-01
BOB-TACH (POWER) BLOCK	20-01		
BOB-TACH (POWER)	10-01, 50-01	HEATER COIL	80-01
BRAKE	40-01	HEATER VALVE	80-01
BUCKET POSITION VALVE	20-01	HYDRAULIC CONNECTION	
		SPECIFICATIONS	SPEC-01
CAB DOOR	50-01	HYDRAULIC CONTROL VALVE (ACS) OR (SJC)	20-01
CALIBRATION	60-01	HYDRAULIC CONTROL VALVE (STANDARD)	20-01
CAMSHAFT AND TIMING GEARS	70-01	HYDRAULIC FLUID RESERVOIR	20-01
CASE DRAIN FILTER	30-01	HYDRAULIC / HYDROSTATIC FLUID	
CHAINCASE	40-01	SPECIFICATIONS	SPEC-01
CHARGE PRESSURE	30-01	HYDRAULIC / HYDROSTATIC FILTERS	20-01
COMPRESSOR	80-01	HYDRAULIC / HYDROSTATIC SYSTEM	10-01
CONDENSER	80-01	HYDRAULIC PUMP (SJC)	20-01
CONTROL HANDLE / LEVER	50-01	HYDRAULIC PUMP (SJC) (HIGH FLOW)	20-01
CONTROL HANDLE / LEVER (ACS)	50-01	HYDRAULIC PUMP (STANDARD)	20-01
CONTROL HANDLE / LEVER (SJC)	50-01	HYDRAULIC PUMP (STANDARD) (HIGH FLOW)	20-01
CONTROL PANEL	50-01	HYDRAULIC SYSTEM INFORMATION	20-01
CONTROL PANEL (SJC)	50-01	HYDROSTATIC DRIVE MOTOR	30-01
CONTROL PANEL SETUP	60-01	HYDROSTATIC DRIVE MOTOR (TWO SPEED)	30-01
CONTROL PEDALS (ACS)	50-01	HYDROSTATIC MOTOR CARRIER	30-01
CONTROL PEDALS AND LINKAGES	50-01	HYDROSTATIC MOTOR CARRIER (SJC)	30-01
CONTROL SYSTEM (ACS)	60-01	HYDROSTATIC PUMP	30-01
CONVERSIONS	SPEC-01	HYDROSTATIC PUMP (SJC)	30-01
CRANKSHAFT AND PISTONS	70-01	HYDROSTATIC SYSTEM INFORMATION	30-01
CYLINDER HEAD	70-01		
CYLINDER (BOB-TACH)	20-01	INSTRUMENT PANELS	60-01
CYLINDER (LIFT)	20-01		
CYLINDER (TILT)	20-01	LIFT ARMS	50-01
		LIFT ARM BYPASS CONTROL VALVE	20-01
DIAGNOSTICS SERVICE CODES	60-01	LIFT ARM SUPPORT DEVICE	10-01
DRIVE BELT	30-01	LIFTING AND BLOCKING THE LOADER	10-01
DRIVE COMPONENTS	40-01	LIGHTS	60-01
		(S330) LOADER SPECIFICATIONS	SPEC-01
ELECTRICAL / HYDRAULIC CONTROLS	60-01	LOADER STORAGE AND RETURN TO SERVICE	10-01
ELECTRICAL / HYDRAULIC CONTROLS (ACS)	60-01	LUBRICATION SYSTEM	70-01
ELECTRICAL / HYDRAULIC CONTROLS (SJC)	60-01	LUBRICATING THE LOADER	10-01
ELECTRICAL SYSTEM INFORMATION	60-01		
EMERGENCY EXIT	10-01		
ENGINE COOLING SYSTEM	10-01, 70-01		



Thank you very much
for your reading.
Please click here
to get more information.