




Bobcat®


Service Manual

S150, S160 Skid-Steer Loader

S/N 529711001 & Above
S/N 529811001 & Above
S/N A8M011001 - A8M059999
S/N 529911001 - 529959999
S/N 530011001 - 530059999
S/N AC3011001 - AC3059999
S/N AC3211001 - AC3259999



EQUIPPED WITH
BOBCAT INTERLOCK
CONTROL SYSTEM (BICS™)



MAINTENANCE SAFETY




WARNING

Instructions are necessary before operating or servicing machine. Read and understand the Operation & Maintenance Manual, Operator's Handbook and signs (decals) on machine. Follow warnings and instructions in the manuals when making repairs, adjustments or servicing. Check for correct function after adjustments, repairs or service. Untrained operators and failure to follow instructions can cause injury or death.

W-2003-0807

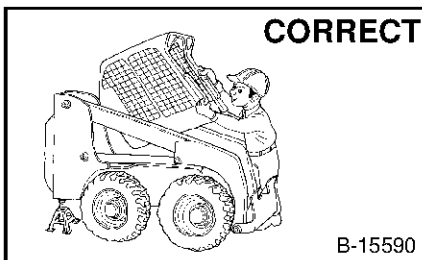


Safety Alert Symbol: This symbol with a warning statement, means: "Warning, be alert! Your safety is involved!" Carefully read the message that follows.




P-90216

Never service the Bobcat Skid-Steer Loader without instructions.



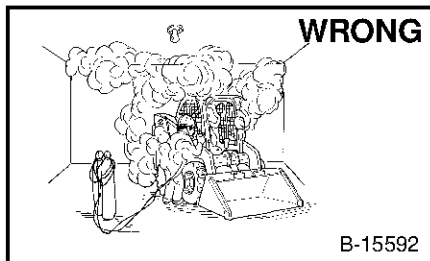
B-15590

Use the correct procedure to lift or lower operator cab.



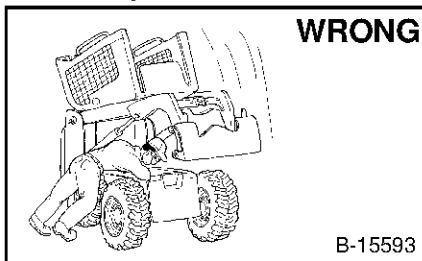
B-15591

Cleaning and maintenance are required daily.



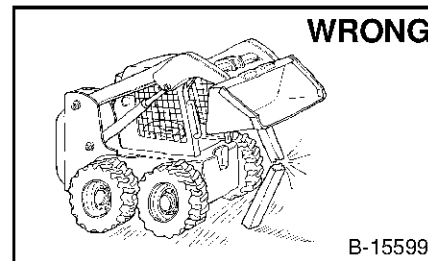
B-15592

- Have good ventilation when welding or grinding painted parts.
- Wear dust mask when grinding painted parts. Toxic dust and gas can be produced.
- Avoid exhaust fume leaks which can kill without warning. Exhaust system must be tightly sealed.




B-15593

Disconnecting or loosening any hydraulic tubeline, hose, fitting, component or a part failure can cause lift arms to drop. Do not go under lift arms when raised unless supported by an approved lift arm support device. Replace it if damaged.




B-15599

- Never work on loader with lift arms up unless lift arms are held by an approved lift arm support device. Replace if damaged.
- Never modify equipment or add attachments not approved by Bobcat Company.




B-15600

- Stop, cool and clean engine of flammable materials before checking fluids.
- Never service or adjust loader with the engine running unless instructed to do so in the manual.
- Avoid contact with leaking hydraulic fluid or diesel fuel under pressure. It can penetrate the skin or eyes.
- Never fill fuel tank with engine running, while smoking or when near open flame.



B-15601

- Keep body, jewelry and clothing away from moving parts, electrical contact, hot parts and exhaust.
- Wear eye protection to guard from battery acid, compressed springs, fluids under pressure and flying debris when engines are running or tools are used. Use eye protection approved for type of welding.
- Keep rear door closed except for service. Close and latch door before operating the loader.



B-6589

- Lead-acid batteries produce flammable and explosive gases.
- Keep arcs, sparks, flames and lighted tobacco away from batteries.
- Batteries contain acid which burns eyes or skin on contact. Wear protective clothing. If acid contacts body, flush well with water. For eye contact flush well and get immediate medical attention.

Maintenance procedures which are given in the Operation & Maintenance Manual can be performed by the owner/operator without any specific technical training. Maintenance procedures which are **not** in the Operation & Maintenance Manual must be performed **ONLY BY QUALIFIED BOBCAT SERVICE PERSONNEL**. Always use genuine Bobcat replacement parts. The Service Safety Training Course is available from your Bobcat dealer.



Bobcat®

ALPHABETICAL INDEX

ACCESS PANEL (INSIDE)	50-01	ENGINE COOLING SYSTEM	70-01
ACCESS PANEL (INSIDE) (SJC)	50-01	ENGINE INFORMATION	70-01
AIR CLEANER	70-01	ENGINE SPEED CONTROL	70-01
AIR CLEANER SERVICE	10-01	ENGINE SPEED CONTROL (SJC)	70-01
AIR CONDITIONING SYSTEM FLOW	80-01	EVAPORATOR	80-01
ALTERNATOR	60-01	EVAPORATOR/HEATER UNIT	80-01
		EXPANSION VALVE	80-01
BACK-UP ALARM SYSTEM	60-01		
BATTERY	60-01	FINAL DRIVE TRANSMISSION (CHAINCASE)	10-01
BLOWER FAN	80-01	FLYWHEEL AND HOUSING	70-01
BOBCAT CONTROLLER (ACS)	60-01	FLYWHEEL RPM SENSOR	60-01
BOBCAT CONTROLLER (MAIN)	60-01	FRONT AUXILIARY HYDRAULIC	
BOBCAT CONTROLLER (SJC) (DRIVE)	60-01	COUPLER BLOCK	20-01
BOBCAT INTERLOCK CONTROL		FUEL SYSTEM	10-01, 70-01
SYSTEM (BICS)	60-01	FUEL TANK	50-01
BOB-TACH (HAND LEVER)	10-01, 50-01		
BOB-TACH (POWER)	10-01	HEATER COIL	80-01
BOB-TACH ([POWER-OPTION)	50-01	HEATER VALVE	80-01
BOB-TACH (POWER) BLOCK	20-01	HIGH FLOW VALVE	20-01
BRAKE (SINGLE SPEED)	40-01	HYDRAULIC CONNECTION SPECS	SPEC-01
BRAKE (TWO-SPEED)	40-01	HYDRAULIC CONTROL VALVE (ACS) OR (SJC) ..	20-01
BUCKET POSITION VALVE	20-01	HYDRAULIC CONTROL VALVE (STANDARD)	20-01
		HYDRAULIC/HYDROSTATIC FILTERS	20-01
CALIBRATION	60-01	HYDRAULIC FLUID RESERVOIR	20-01
CAMSHAFT AND TIMING GEARS	70-01	HYDRAULIC/HYDROSTATIC	
CASE DRAIN FILTER	30-01	FLUID SPECIFICATIONS	SPEC-01
CHAINCASE	40-01	HYDRAULIC/HYDROSTATIC SYSTEM	10-01
CHARGE PRESSURE	30-01	HYDRAULIC PUMP (STANDARD)	20-01
COMPRESSOR	80-01	HYDRAULIC PUMP (STANDARD) (HIGH FLOW) ..	20-01
CONDENSER	80-01	HYDRAULIC PUMP (SJC)	20-01
CONTROL HANDLE/LEVER	50-01	HYDRAULIC PUMP (SJC) (HIGH FLOW)	20-01
CONTROL HANDLE/LEVER (ACS)	50-01	HYDRAULIC SYSTEM INFORMATION	20-01
CONTROL HANDLE/LEVER (SJC)	50-01	HYDROSTATIC MOTOR	30-01
CONTROL PANEL	50-01	HYDROSTATIC MOTOR (TWO SPEED)	30-01
CONTROL PANEL (SJC)	50-01	HYDROSTATIC MOTOR CARRIER	
CONTROL PANEL SETUP	60-01	(SINGLE ANDTWO-SPEED WITH MANUAL	
CONTROL PEDALS AND LINKAGE	50-01	CONTROLS)	30-01
CONTROL PEDALS (ACS)	50-01	HYDROSTATIC MOTOR CARRIER	
CONTROL SYSTEM (ACS)	60-01	(SINGLE ANDTWO-SPEED WITH SJC	
CONVERSIONS	SPEC-01	CONTROLS)	30-01
CRANKSHAFT AND PISTONS	70-01	HYDROSTATIC PUMP	30-01
CYLINDER (BOB-TACH)	20-01	HYDROSTATIC PUMP (SJC)	30-01
CYLINDER (LIFT)	20-01	HYDROSTATIC SYSTEM INFORMATION	30-01
CYLINDER (TILT)	20-01		
CYLINDER HEAD	70-01		
		INSTRUMENT PANELS	60-01
DIAGNOSTICS SERVICE CODES	60-01		
DRIVE BELT	30-01		
DRIVE COMPONENTS	40-01		
ELECTRICAL/HYD. CONTROLS	60-01		
ELECTRICAL/HYD. CONTROLS			
REFERENCE (SJC)	60-01		
ELECTRICAL SYSTEM INFORMATION	60-01		
ENGINE COOLING SYSTEM	10-01		
ENGINE LUBRICATION SYSTEM	10-01		



Thank you very much
for your reading.
Please click here
to get more information.