




Bobcat®

Service Manual S150 Skid-Steer Loader

S/N A8M0 60001 & Above



EQUIPPED WITH
BOBCAT INTERLOCK
CONTROL SYSTEM (BICS)



 **Bobcat®**

Printed in Europe.

MAINTENANCE SAFETY




WARNING

Instructions are necessary before operating or servicing machine. Read and understand the Operation & Maintenance Manual, Operator's Handbook and signs (decals) on machine. Follow warnings and instructions in the manuals when making repairs, adjustments or servicing. Check for correct function after adjustments, repairs or service. Untrained operators and failure to follow instructions can cause injury or death.

W-2003-0903




Safety Alert Symbol: This symbol with a warning statement, means: "Warning, be alert! Your safety is involved!" Carefully read the message that follows.




B-10731a

⚠ Never service the Bobcat Skid-Steer Loader without instructions.



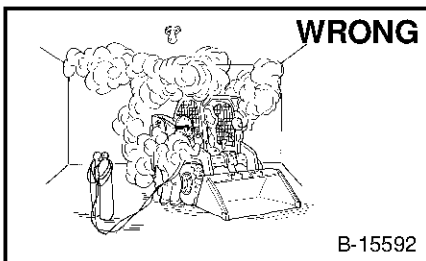
B-15590

⚠ Use the correct procedure to lift or lower operator cab.



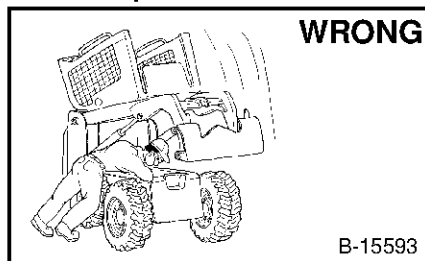
B-15591

⚠ Cleaning and maintenance are required daily.



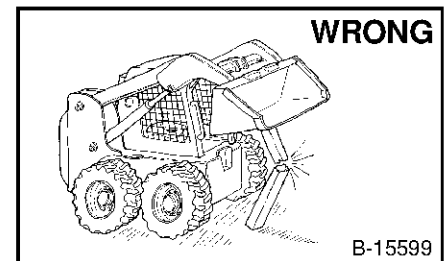
B-15592

- ⚠ Have good ventilation when welding or grinding painted parts.
- ⚠ Wear dust mask when grinding painted parts. Toxic dust and gas can be produced.
- ⚠ Avoid exhaust fume leaks which can kill without warning. Exhaust system must be tightly sealed.



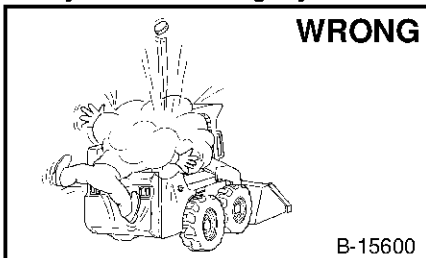
B-15593

⚠ Disconnecting or loosening any hydraulic tubeline, hose, fitting, component or a part failure can cause lift arms to drop. Do not go under lift arms when raised unless supported by an approved lift arm support device. Replace it if damaged.



B-15599

- ⚠ Never work on loader with lift arms up unless lift arms are held by an approved lift arm support device. Replace if damaged.
- ⚠ Never modify equipment or add attachments not approved by Bobcat Company.




B-15600

- ⚠ Stop, cool and clean engine of flammable materials before checking fluids.
- ⚠ Never service or adjust loader with the engine running unless instructed to do so in the manual.
- ⚠ Avoid contact with leaking hydraulic fluid or diesel fuel under pressure. It can penetrate the skin or eyes.
- ⚠ Never fill fuel tank with engine running, while smoking or when near open flame.



B-15601

- ⚠ Keep body, jewelry and clothing away from moving parts, electrical contact, hot parts and exhaust.
- ⚠ Wear eye protection to guard from battery acid, compressed springs, fluids under pressure and flying debris when engines are running or tools are used. Use eye protection approved for type of welding.
- ⚠ Keep rear door closed except for service. Close and latch door before operating the loader.



B-6589

- ⚠ Lead-acid batteries produce flammable and explosive gases.
- ⚠ Keep arcs, sparks, flames and lighted tobacco away from batteries.
- ⚠ Batteries contain acid which burns eyes or skin on contact. Wear protective clothing. If acid contacts body, flush well with water. For eye contact flush well and get immediate medical attention.

Maintenance procedures which are given in the Operation & Maintenance Manual can be performed by the owner/operator without any specific technical training. Maintenance procedures which are **not** in the Operation & Maintenance Manual must be performed **ONLY BY QUALIFIED BOBCAT SERVICE PERSONNEL**. Always use genuine Bobcat replacement parts. The Service Safety Training Course is available from your Bobcat dealer.

MSW08-0805



Bobcat®

ALPHABETICAL INDEX

ACCESS PANEL (INSIDE).....	50-120	FUEL SYSTEM	10-100, 70-70
ACCESS PANEL (INSIDE) (SJC).....	50-121	FUEL TANK.....	50-80
AIR CLEANER	70-40	HEATER COIL.....	80-50
AIR CLEANER SERVICE.....	10-80	HEATER FAN	80-60
ALTERNATOR.....	60-30	HEATER SYSTEM	80-10
BACK-UP ALARM SYSTEM	60-210	HEATER UNIT.....	80-40
BATTERY	60-20	HEATER VALVE	80-70
BOBCAT CONTROLLER (ACS).....	60-71	HIGH FLOW VALVE	20-150
BOBCAT CONTROLLERS (GATEWAY AND AUXILIARY).....	60-70	HYDRAULIC CONNECTION SPECS	SPEC-30
BOBCAT CONTROLLER (SJC) (DRIVE).....	60-72	HYDRAULIC CONTROL VALVE (ACS) OR (SJC) ..	20-41
BOBCAT INTERLOCK CONTROL SYSTEM (BICS).....	60-100	HYDRAULIC CONTROL VALVE (STANDARD).....	20-40
BOB-TACH (HAND LEVER).....	10-140, 50-40	HYDRAULIC/HYDROSTATIC FILTERS	20-80
BOB-TACH (POWER)	10-141	HYDRAULIC FLUID RESERVOIR	20-90
BOB-TACH ((POWER-OPTION)	50-41	HYDRAULIC/HYDROSTATIC FLUID SPECIFICATIONS	SPEC-40
BOB-TACH (POWER) BLOCK	20-130	HYDRAULIC/HYDROSTATIC SYSTEM.....	10-120
BRAKE (SINGLE SPEED).....	40-10	HYDRAULIC PUMP (STANDARD).....	20-60
BRAKE (TWO-SPEED).....	40-11	HYDRAULIC PUMP (STANDARD) (HIGH FLOW) ..	20-61
BUCKET POSITION VALVE.....	20-110	HYDRAULIC PUMP (SJC)	20-70
CALIBRATION.....	60-160	HYDRAULIC PUMP (SJC) (HIGH FLOW)	20-71
CAMSHAFT AND TIMING GEARS.....	70-100	HYDRAULIC SYSTEM INFORMATION	20-10
CASE DRAIN FILTER	30-80	HYDROSTATIC MOTOR	30-20
CHAINCASE	40-30	HYDROSTATIC MOTOR (TWO SPEED)	30-21
CHARGE PRESSURE	30-40	HYDROSTATIC MOTOR CARRIER (SINGLE ANDTWO-SPEED WITH MANUAL CONTROLS)	30-30
CONTROL HANDLE/LEVER	50-110	HYDROSTATIC MOTOR CARRIER (SINGLE ANDTWO-SPEED WITH SJC CONTROLS)	30-31
CONTROL HANDLE/LEVER (ACS).....	50-111	HYDROSTATIC PUMP	30-50
CONTROL HANDLE/LEVER (SJC)	50-112	HYDROSTATIC PUMP (SJC).....	30-51
CONTROL PANEL	50-100	HYDROSTATIC SYSTEM INFORMATION.....	30-10
CONTROL PANEL (SJC).....	50-101	INSTRUMENT PANELS	60-50
CONTROL PANEL SETUP	60-180	LIFT ARMS	50-50
CONTROL PEDALS (ACS).....	50-91	LIFT ARM BYPASS CONTROL VALVE	20-50
CONTROL PEDALS AND LINKAGES	50-90	LIFT ARM SUPPORT DEVICE	10-20
CONTROL SYSTEM (ACS)	60-130	LIFTING AND BLOCKING THE LOADER	10-10
CONVERSIONS.....	SPEC-50	LIGHTS	60-60
CRANKSHAFT AND PISTONS	70-90	LOADER SPECIFICATIONS	SPEC-10
CYLINDER (BOB-TACH).....	20-22	LOADER STORAGE & RETURN TO SERVICE ...	10-190
CYLINDER (LIFT)	20-20	LUBRICATING THE LOADER.....	10-150
CYLINDER (TILT).....	20-21	LUBRICATION SYSTEM.....	70-60
CYLINDER HEAD.....	70-80	MAIN RELIEF VALVE.....	20-30
DIAGNOSTICS SERVICE CODES	60-90	MAINTENANCE CLOCK.....	60-200
DRIVE BELT.....	30-60	MUFFLER	70-30
DRIVE COMPONENTS	40-20	OIL COOLER	20-100
ELECTRICAL/HYD. CONTROLS.....	60-140	OPERATOR CAB	10-30, 50-20
ELECTRICAL/HYD. CONTROLS (SJC).....	60-141	OPERATOR SEAT	50-30
ELECTRICAL SYSTEM INFORMATION	60-10	OPERATOR SEAT (SUSPENSION).....	50-31
ENGINE COOLING SYSTEM	10-90, 70-50	PASSWORD SETUP	60-190
ENGINE LUBRICATION SYSTEM	10-110	PIVOT PINS	10-180
ENGINE INFORMATION.....	70-10		
ENGINE SPEED CONTROL.....	70-20		
ENGINE SPEED CONTROL (SJC).....	70-21		
FINAL DRIVE TRANSMISSION (CHAINCASE) ...	10-130		
FLYWHEEL AND HOUSING.....	70-110		
FLYWHEEL RPM SENSOR.....	60-170		
FRONT AUXILIARY HYDRAULIC COUPLER BLOCK.....	20-140		



Thank you very much
for your reading.
Please click here
to get more information.