

# John Deere 753J and 759J (SN. before C220452) Tracked Feller Buncher Operator's Manual (OMT231007)

753J AND 759J TRACKED  
FELLER BUNCHER (SN.  
BEFORE C220452)



JOHN HARE



COLLECTION

## OPERATORS MANUAL

Track models 753J, 759J (PIN: -1T0753JX\*\*C220452;-1T0759JX\*\*C220452)

OMT231007 12 JUN 15 (English)



John Deere Construction and Forestry  
Printed by Belgreen



**Covers:** 753J,-1T0753JX\*\*C220452),759J,-1T0759JX\*\*C220452)

**Type:** Service Manual

**Language:** English

**Pages:** 338

**Format:** PDF

**Features:** Bookmarked, searchable, printable

**Compatibility:** Windows/Mac/Tablet/Mobile


This service manual contains important information for the maintenance, troubleshooting and servicing of the **John Deere 753J and 759J (SN. before C220452) Tracked Feller Buncher Operator's Manual (OMT231007)**

In this manual you will find detailed specifications, illustrations, schematics, diagrams and step-by-step procedures to properly service and diagnose the machine to the manufacturer's standards.


**Contents:**

- General Information
- Specifications
- Serial Number Location
- Engine Specifications
- Engine Diagnostics
- Engine Tests and Adjustments
- Engine Repair
- Power Train
- Transmission
- Axles
- Differential
- PTO
- Hydraulic System
- Electrical System
- Electrical Tests and Diagnostics
- Wiring Diagram / Schematic
- Ignition and Charging
- Steering
- Brakes
- Wheels
- Operator's Platform
- Body Panels
- Disassembly and Assembly
- Diagnostics, Tests and Adjustments
- Troubleshooting
- and much more...

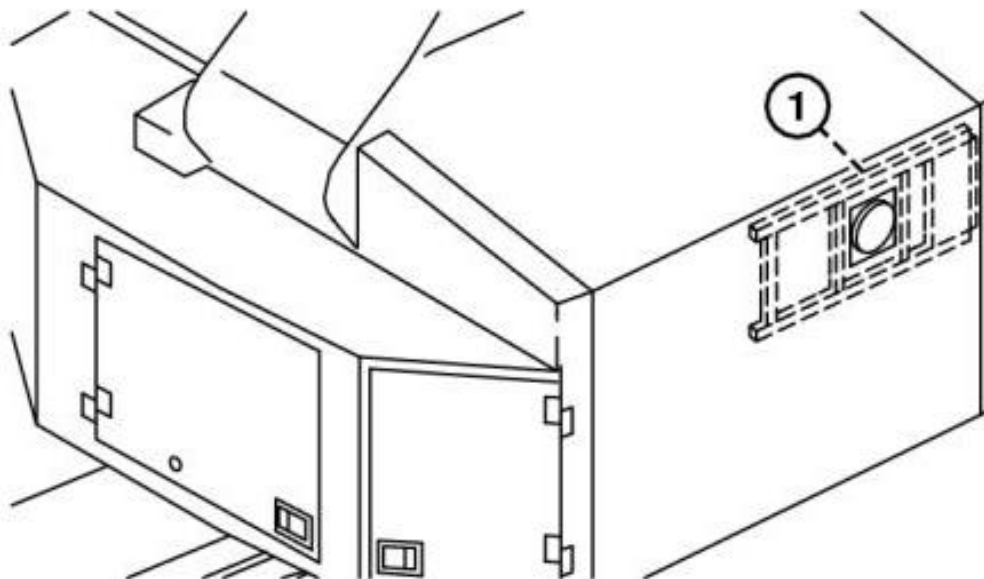
Please note this manual is in **downloadable PDF format only**. If you have any questions about this product or would like to request sample pages, please contact us and reference the product name or SKU.

**LEGEND:**

1 Handholds

**Cab Handholds****Enclosure Handholds**

The handholds are used to aid in the entering or exiting of the cab, engine, and hydraulic compartments.

**Engine Enclosure Door Ladder****Enclosure Door Ladder****LEGEND:**


1 Engine Enclosure Ladder

[1] - The engine enclosure ladder (1) is used to aid in the access of the engine compartment, control valve compartment, and front of cab.

[2] - To access the engine enclosure ladder, position the engine enclosure door so it is slightly over the track.

## Group 4.5 - Machine Numbers

### Record Product Identification Number (PIN)


**LEGEND:**

- 1 Product Identification Number (PIN)
- 2 Product Identification Number (PIN) Engraved Location

**Product Identification Number**

**Purchase Date**

Purchase Date

**→NOTE:**

Record all 17 characters of the product identification number.

### Record Engine Serial Number


**LEGEND:**

- 1 Engine Serial Number

**Engine Serial Number**

**Engine Serial Number**

Engine Serial Number (1)

### Record Travel Motor Serial Numbers


**LEGEND:**

- 1 Travel Motor Serial Number

**Feller Buncher Travel Motor Serial Number**



Thank you very much  
for your reading.  
Please click here  
to get more information.