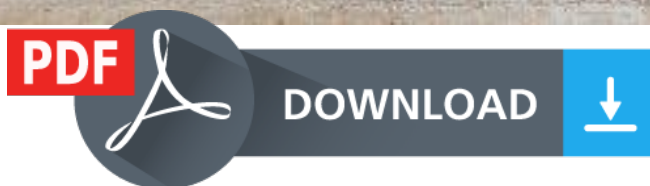


KOMATSU 3D,4D,S4D SERIES DIESEL ENGINE Shop Manual



SHOP MANUAL



3D82AE SERIES

3D84E SERIES

3D88E SERIES

4D88E SERIES

4D98E SERIES

4D106 SERIES

S4D84E SERIES

S4D98E SERIES

S4D106 SERIES

DIESEL ENGINE



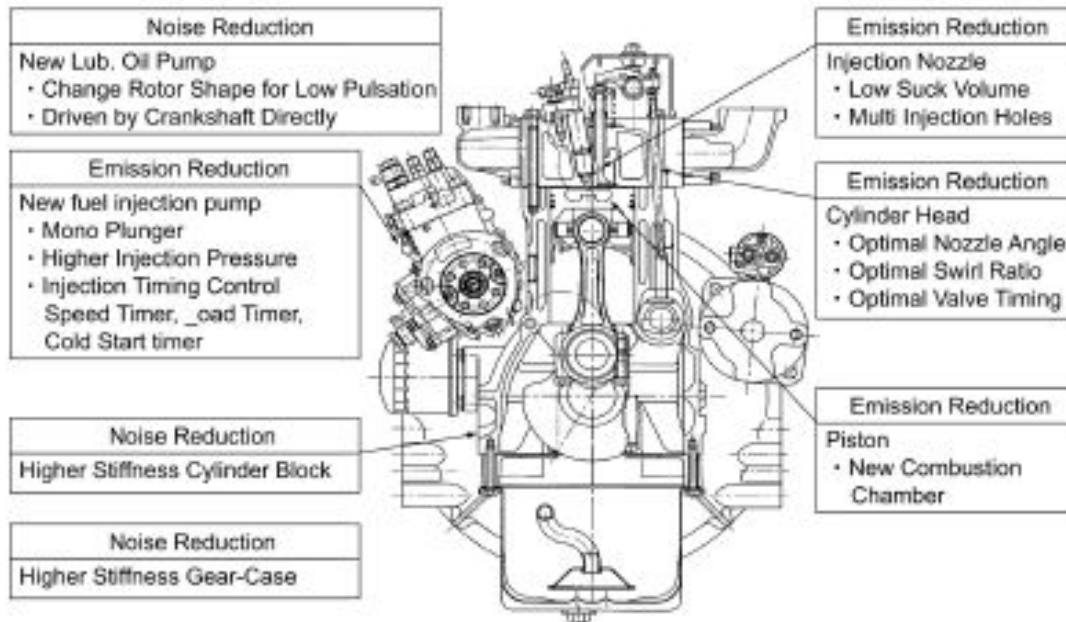
SHOP MANUAL



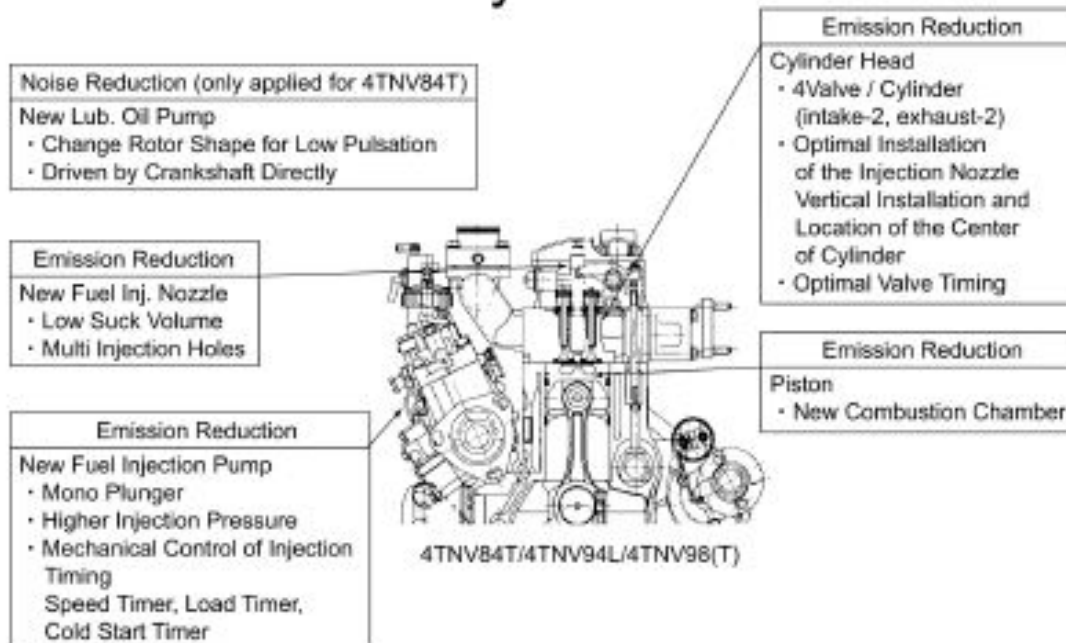
APPLICABLE MACHINE MODEL	ENGINE MODEL	
	YANMAR DESCRIPTION	KOMATSU DESCRIPTION
PC27R-8	3TNV82A-M5FA	3D82AE-5MFA
PC35R-8	3TNV88-N5FA	3D88E-5NFA
PC45R-8	4TNV88-N5FA	4D88E-5NFA
PC75R-2	4TNV98-X2FB	4D98E-2XFB
PW75R-2	4TNV98-X2FB	4D98E-2XFB
PC95R-2	4TNV106-S2FB	4D106-2SFB
PW95R-2	4TNV106-S2FB	4D1062SFB
PC110R-1	4TNV106T-W2FB	S4D106-2WFB
PW110R-1	4TNV106T-W2FB	S4D106-2WFB
SK510-5	3TNV84-K5FD	3D84E-5KFD
SK714-5	4TNV88-K5FD	4D88E-5KFD
SK815-5	4TNV88-K5FD	4D88E-5KFD
SK815-5 turbo	4TNV84T-K5FD	S4D84E-5KFD
SK818-5	4TNV88-K5FD	4D88E-5KFD
SK820-5 turbo	4TNV84T-K5FD	S4D84E-5KFD
SK1020-5	4TNV98-N2FE	4D98E-2NFE
SK1020-5 turbo	4TNV98T-N2FE	S4D98E-2NFE
SK1026-5 turbo	4TNV98T-N2FE	S4D98E-2NFE
WB70A-1	4TNV98-N2FA	4D98E-2NFA
WB98A-2	4TNV106T-S2FC	S4D106-2SFC
WB91R-2	4TNV106-S2FA	4D106-2SFA
WB93R-2	4TNV106T-S2FA	S4D106-2SFA
WB97R-2	4TNV106T-S2FA	S4D106-2SFA
WB97S-2	4TNV106T-S2FA	S4D106-2SFA
WB150AWS-2	4TNV106T-S2FA	S4D106-2SFA

1.5 Structural Description

2-valve cylinder head



4-valve cylinder head





Thank you very much
for your reading.
Please click here
to get more information.