

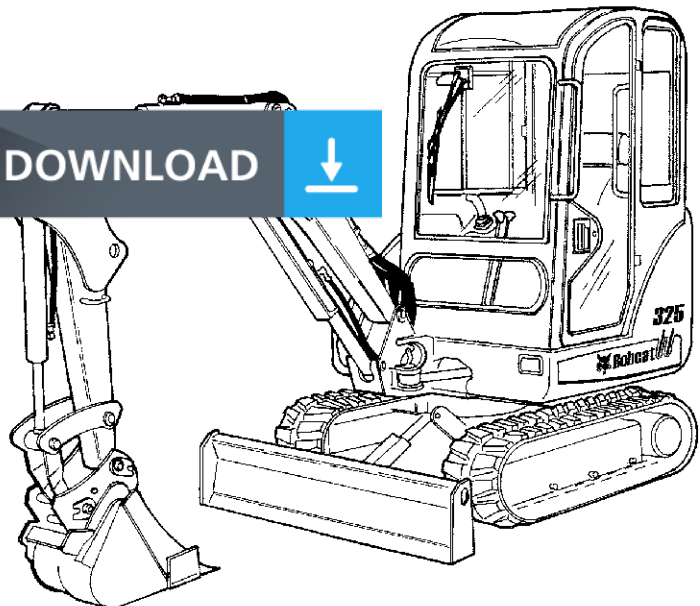
325
328



Bobcat®

Service Manual

325 - S/N 234111001 & Above
328 - S/N 234211001 & Above
(G Series)



MAINTENANCE SAFETY




WARNING

Instructions are necessary before operating or servicing machine. Read and understand the Operation & Maintenance Manual, Operator's Handbook and signs (decals) on machine. Follow warnings and instructions in the manuals when making repairs, adjustments or servicing. Check for correct function after adjustments, repairs or service. Untrained operators and failure to follow instructions can cause injury or death.


W-2003-0807




Safety Alert Symbol: This symbol with a warning statement, means: "Warning, be alert! Your safety is involved!" Carefully read the message that follows.




⚠ Never service the Bobcat Excavator without instructions.



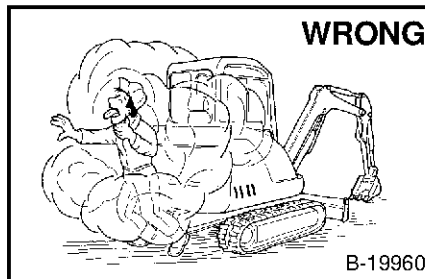
⚠ Use the correct procedure to lift and support the excavator.




⚠ Cleaning and maintenance are required daily.



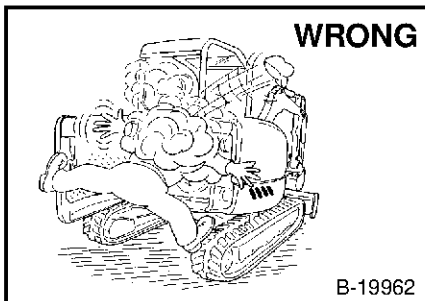
⚠ Have good ventilation when welding or grinding painted parts.
⚠ Wear dust mask when grinding painted parts. Toxic dust and gas can be produced.



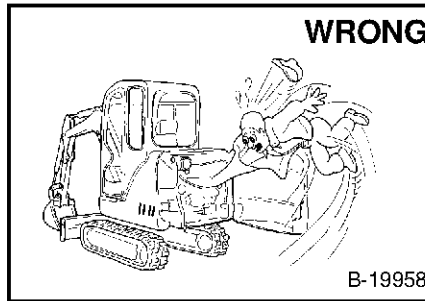
⚠ Vent exhaust to outside when engine must be run for service.
⚠ Exhaust system must be tightly sealed. Exhaust fumes can kill without warning.




⚠ Always lower the bucket and blade to the ground before doing any maintenance.
⚠ Never modify equipment or add attachments not approved by Bobcat Company.



⚠ Stop, cool and clean engine of flammable materials before checking fluids.
⚠ Never service or adjust machine with the engine running unless instructed to do so in the manual.
⚠ Avoid contact with leaking hydraulic fluid or diesel fuel under pressure. It can penetrate the skin or eyes.
⚠ Never fill fuel tank with engine running, while smoking, or when near open flame.



⚠ Keep body, jewelry and clothing away from moving parts, electrical contact, hot parts and exhaust.
⚠ Wear eye protection to guard from battery acid, compressed springs, fluids under pressure and flying debris when engines are running or tools are used. Use eye protections approved for type of welding.
⚠ Keep tailgate closed except for service. Close and latch tailgate before operating the excavator.



⚠ Lead-acid batteries produce flammable and explosive gases.
⚠ Keep arcs, sparks, flames and lighted tobacco away from batteries.
⚠ Batteries contain acid which burns eyes or skin on contact.
⚠ Wear protective clothing. If acid contacts body, flush well with water. For eye contact flush well and get immediate medical attention.

Maintenance procedures which are given in the Operation & Maintenance Manual can be performed by the owner/operator without any specific technical training. Maintenance procedures which are **not** in the Operation & Maintenance Manual must be performed **ONLY BY QUALIFIED BOBCAT SERVICE PERSONNEL**. Always use genuine Bobcat replacement parts. The Service Safety Training Course is available from your Bobcat dealer.

MSW28-0409



Bobcat®

ALPHABETICAL INDEX

AIR CLEANER	10-01, 60-01	HEATER AIR FILTER (WITH CAB OPTION ONLY)	10-01
ALTERNATOR	50-01	HEATER COIL	70-01
ARM	40-01	HEATER FAN	70-01
ARM CYLINDER	20-01	HEATER UNIT	70-01
BATTERY	50-01	HEATER VALVE	70-01
BLADE	30-01	HORN	40-01
BLADE CONTROL	40-01	HYDRAULIC CONTROL VALVE	20-01
BLADE CYLINDER	20-01	HYDRAULIC CONNECTION SPECS	SPEC-01
BOOM	40-01	HYDRAULIC FLUID SPECIFICATIONS	SPEC-01
BOOM CYLINDER	20-01	HYDRAULIC FILTER MOUNT	20-01
BOOM SWING CYLINDER	20-01	HYDRAULIC PUMP	20-01
BUCKET	40-01	HYDRAULIC PUMP START-UP	20-01
BUCKET CYLINDER	20-01	HYDRAULIC RESERVOIR	20-01
BUILD UP VALVE	20-01	HYDRAULIC SYSTEM	10-01
CAB	40-01	HYDRAULIC SYSTEM INFORMATION	20-01
CASE DRAIN FILTER	20-01	LEFT CONTROL LEVER (JOYSTICK)	20-01
CONVERSIONS	SPEC-01	LEFT CONSOLE	40-01
CONTROL PATTERN SELECTOR VALVE	20-01	LIFTING AND BLOCKING THE EXCAVATOR	10-01
COOLING SYSTEM	10-01	LIFTING THE EXCAVATOR	10-01
CROSS PORT RELIEF VALVES	20-01	LIGHTS	50-01
DELUXE INSTRUMENT PANEL SETUP	50-01	LUBRICATION OF THE HYDRAULIC EXCAVATOR	10-01
DIAGNOSTICS SERVICE CODE	50-01	10-01
DIRECT TO TANK VALVE	20-01	MAIN RELIEF VALVES	20-01
ELECTRICAL SYSTEM INFORMATION	50-01	MANIFOLD ASSEMBLY/ACCUMULATOR	20-01
ENGINE	60-01	MUFFLER	60-01
ENGINE ACCESSORY DRIVE BELT	10-01	OIL COOLER	20-01
ENGINE COMPONENTS AND TESTING	60-01	OPERATOR CAB (ROPS/TOPS)	10-01
ENGINE FLYWHEEL	60-01	PORT RELIEF VALVES	20-01
ENGINE LUBRICATION SYSTEM	10-01	PRESSURE REDUCING VALVE	20-01
ENGINE SPECIFICATIONS	SPEC-01	RADIATOR	60-01
ENGINE SPEED CONTROL	40-01	RECONDITIONING THE ENGINE	60-01
FLOOR MAT AND FLOOR PLATE	40-01	RIGHT CONTROL LEVER (JOYSTICK)	20-01
FUEL, COOLANT AND LUBRICANTS	SPEC-01	RIGHT CONSOLE	40-01
FUEL LEVEL SENDER	50-01	RIGHT PEDAL AND LINKAGE	40-01
FUEL SYSTEM	10-01	RIGHT SIDE COVER	10-01, 40-01
FUEL TANK	40-01	ROPS CANOPY	40-01

Continued On Next Page



Thank you very much
for your reading.
Please click here
to get more information.