

320
322



Bobcat®

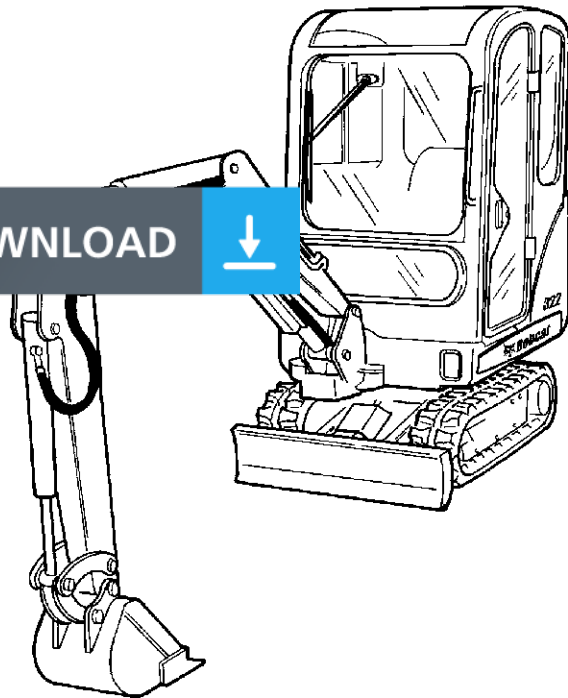
Service Manual

320 - S/N 223911001 & Above
322 - S/N 224011001 & Above
(G Series)

PDF



DOWNLOAD



Doosan purchased Bobcat Company from Ingersoll-Rand Company in 2007. Any reference to Ingersoll-Rand Company or use of trademarks, service marks, logos, or other proprietary identifying marks belonging to Ingersoll-Rand Company in this manual is historical or nominative in nature, and is not meant to suggest a current affiliation between Ingersoll-Rand Company and Bobcat Company or the products of either.

MAINTENANCE SAFETY




WARNING

Instructions are necessary before operating or servicing machine. Read and understand the Operation & Maintenance Manual, Operator's Handbook and signs (decals) on machine. Follow warnings and instructions in the manuals when making repairs, adjustments or servicing. Check for correct function after adjustments, repairs or service. Untrained operators and failure to follow instructions can cause injury or death.


W-2003-0903




Safety Alert Symbol: This symbol with a warning statement, means: "Warning, be alert! Your safety is involved!" Carefully read the message that follows.




⚠ Never service the Bobcat Compact Excavator without instructions.



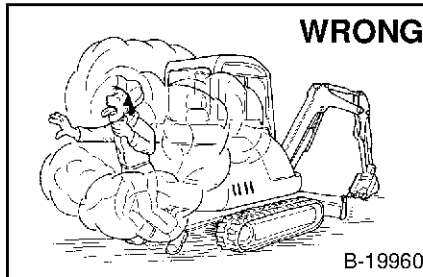
⚠ Use the correct procedure to lift and support the excavator.




⚠ Cleaning and maintenance are required daily.



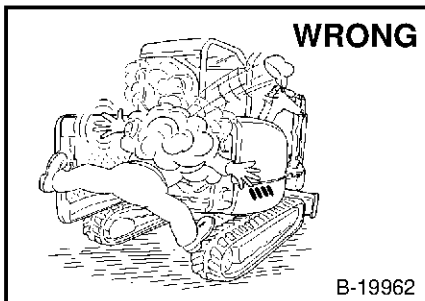
⚠ Have good ventilation when welding or grinding painted parts.
⚠ Wear dust mask when grinding painted parts. Toxic dust and gas can be produced.



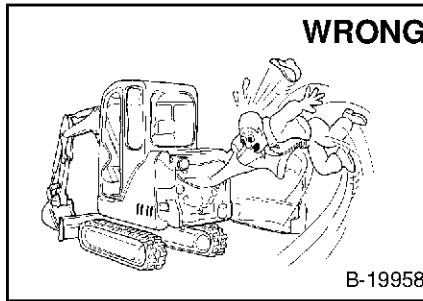
⚠ Vent exhaust to outside when engine must be run for service.
⚠ Exhaust system must be tightly sealed. Exhaust fumes can kill without warning.




⚠ Always lower the bucket and blade to the ground before doing any maintenance.
⚠ Never modify equipment or add attachments not approved by Bobcat Company.



⚠ Stop, cool and clean engine of flammable materials before checking fluids.
⚠ Never service or adjust machine with the engine running unless instructed to do so in the manual.
⚠ Avoid contact with leaking hydraulic fluid or diesel fuel under pressure. It can penetrate the skin or eyes.
⚠ Never fill fuel tank with engine running, while smoking, or when near open flame.



⚠ Keep body, jewelry and clothing away from moving parts, electrical contact, hot parts and exhaust.
⚠ Wear eye protection to guard from battery acid, compressed springs, fluids under pressure and flying debris when engines are running or tools are used. Use eye protections approved for type of welding.
⚠ Keep tailgate closed except for service. Close and latch tailgate before operating the excavator.



⚠ Lead-acid batteries produce flammable and explosive gases.
⚠ Keep arcs, sparks, flames and lighted tobacco away from batteries.
⚠ Batteries contain acid which burns eyes or skin on contact.
⚠ Wear protective clothing. If acid contacts body, flush well with water. For eye contact flush well and get immediate medical attention.

Maintenance procedures which are given in the Operation & Maintenance Manual can be performed by the owner/operator without any specific technical training. Maintenance procedures which are **not** in the Operation & Maintenance Manual must be performed **ONLY BY QUALIFIED BOBCAT SERVICE PERSONNEL**. Always use genuine Bobcat replacement parts. The Service Safety Training Course is available from your Bobcat dealer.

MSW28-0805



Bobcat®

ALPHABETICAL INDEX

AIR CLEANER	60-01	LEFT CONSOLE	40-01
AIRCLEANER SERVICE	10-01	LEFT CONTROL LEVER (JOYSTICK)	20-01
ALTERNATOR	50-01	LEFT PEDAL	40-01
ALTERNATOR BELT	10-01	LIFTING AND BLOCKING THE EXCAVATOR	10-01
ARM	40-01	LIFTING THE EXCAVATOR	10-01
ARM CYLINDER	20-01	LIGHTS.....	50-01
		LUBRICATION OF THE HYDRAULIC EXCAVATOR	10-01
BATTERY	50-01		
BLADE	30-01	MAIN RELIEF VALVE	20-01
BLADE CONTROL.....	40-01	MANIFOLD ASSEMBLY/ACCUMULATOR.....	20-01
BLADE CYLINDER.....	20-01	MICROSWITCH	50-01
BLADE EXTENSION TRAY.....	40-01		
BOOM.....	40-01	OIL COOLER.....	20-01
BOOM CYLINDER.....	20-01	OPERATOR CAB (ROPS/TOPS).....	10-01
BOOM SWING CYLINDER.....	20-01		
BUCKET	40-01	PORT RELIEF VALVES	20-01
BUCKET CYLINDER.....	20-01	PRESSURE REDUCING VALVE	20-01
CAB.....	40-01	RADIATOR	60-01
CONTROL CONSOLE LOCKOUTS	10-01	RECONDITIONING THE ENGINE	60-01
CONTROL LINKAGE ASSEMBLY	40-01	RIGHT CONSOLE.....	40-01
CONTROL PATTERN SELECTOR VALVE.....	20-01	RIGHT CONTROL LEVER (JOYSTICK)	20-01
CONVERSIONS	SPEC-01	RIGHT PEDAL.....	40-01
CROSSPORT RELIEF VALVES.....	20-01	ROPS CANOPY.....	40-01
ELECTRICAL SYSTEM.....	50-01	SEAT AND SEAT MOUNT	40-01
ENGINE	60-01	SEAT BELT	10-01
ENGINE COMPONENTS AND TESTING	60-01	SERVICE SCHEDULE	10-01
ENGINE COOLING SYSTEM.....	10-01	SPARK ARRESTOR MUFFLER	10-01, 60-01
ENGINE FLYWHEEL.....	60-01	SPECIFICATIONS.....	SPEC-01
ENGINE LUBRICATION SYSTEM	10-01	STARTER.....	50-01
ENGINE SPECIFICATIONS	SPEC-01	SWING CIRCLE GEAR.....	30-01
ENGINE SPEED CONTROL	40-01	SWING FRAME.....	40-01
		SWING LOCK.....	10-01, 40-01
FLOORMAT AND FLOORPLATES	40-01	SWING MOTOR	20-01
FUEL, COOLANT AND LUBRICANTS	SPEC-01	SWIVEL JOINT	20-01
FUEL LEVEL SENDER.....	50-01		
FUEL SYSTEM.....	10-01	TAILGATE	40-01
FUEL TANK	40-01	TORQUE SPECIFICATIONS	SPEC-01
		TRACKS	30-01
HEATER VALVE.....	70-01	TRACK DAMAGE IDENTIFICATION	30-01
HEATER AIR FILTERS	10-01	TRACK FRAME	30-01
HEATER	70-01	TRACK IDLER.....	30-01
HORN	40-01	TRACK FRAME EXPANSION CYLINDER.....	20-01
HYDRAULIC CONNECTION SPECIFICATIONS.....	SPEC-01	TRACK ROLLER.....	30-01
HYDRAULIC CONTROL VALVE	20-01	TRANSPORTING THE EXCAVATOR.....	10-01
HYDRAULIC FILTER MOUNT.....	20-01	TRAVEL CONTROLS.....	40-01
HYDRAULIC FLUID SPECIFICATIONS.....	SPEC-01	TRAVEL MOTOR	10-01, 20-01
HYDRAULIC PUMP.....	20-01	TROUBLESHOOTING	60-01
HYDRAULIC RESERVOIR.....	20-01	TWO SPEED SWITCH.....	50-01
HYDRAULIC SYSTEM	10-01		
HYDRAULIC SYSTEM INFORMATION	20-01	UPPERSTRUCTURE	40-01



Thank you very much
for your reading.
Please click here
to get more information.