

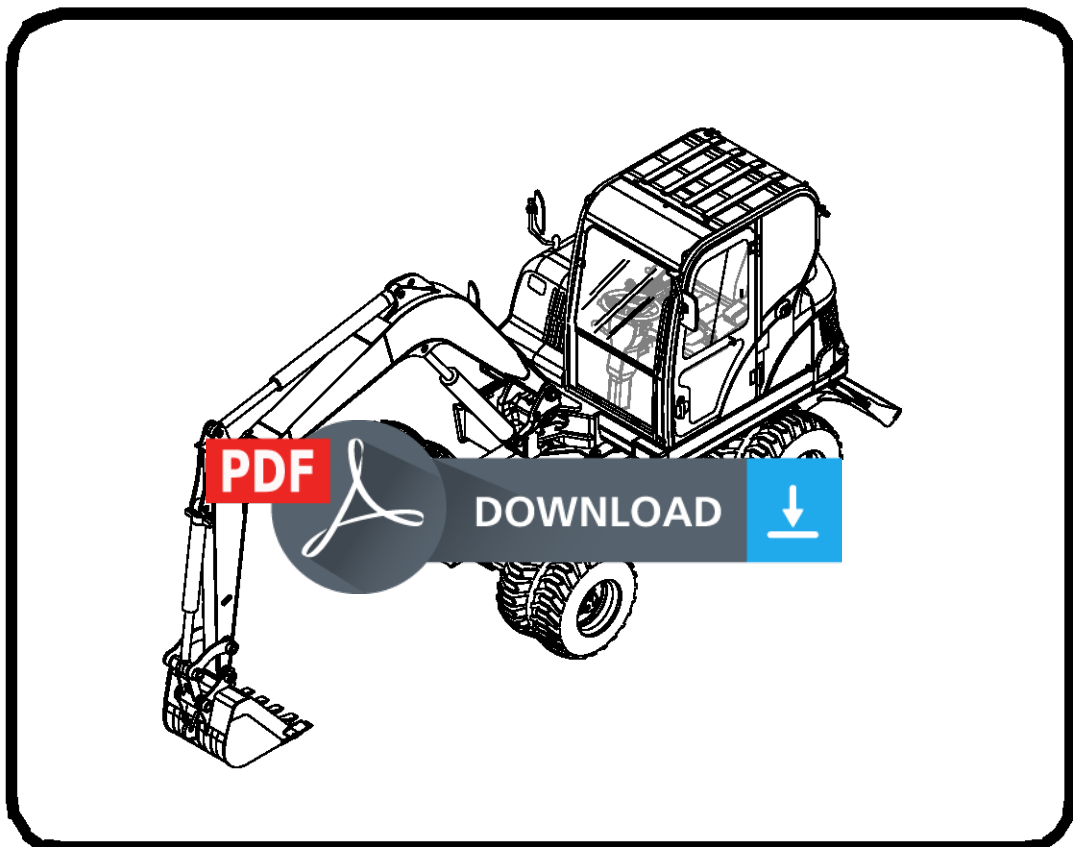


Bobcat®

EN

Service Manual E55W Excavator

S/N AEFB11001 & Above



MAINTENANCE SAFETY



WARNING

Instructions are necessary before operating or servicing machine. Read and understand the Operation & Maintenance Manual, Operator's Handbook and signs (decals) on machine. Follow warnings and instructions in the manuals when making repairs, adjustments or servicing. Check for correct function after adjustments, repairs or service. Untrained operators and failure to follow instructions can cause injury or death.

W-2003-0903



Safety Alert Symbol: This symbol with a warning statement, means: "Warning, be alert! Your safety is involved!" Carefully read the message that follows.

CORRECT



B-10731A

- ⚠ Never service the Bobcat Compact Excavator without instructions.


CORRECT



B-19964

- ⚠ Use the correct procedure to lift and support the excavator.


CORRECT



B-19959

- ⚠ Cleaning and maintenance are required daily.

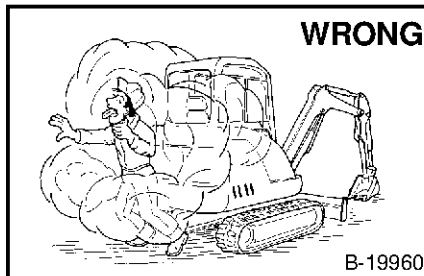
WRONG



B-19965

- ⚠ Have good ventilation when welding or grinding painted parts.
- ⚠ Wear dust mask when grinding painted parts. Toxic dust and gas can be produced.

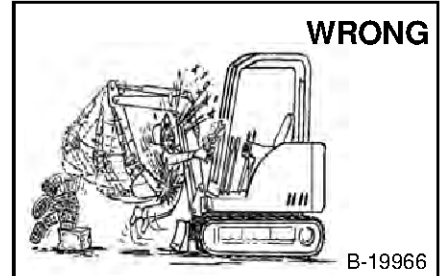
WRONG



B-19960

- ⚠ Vent exhaust to outside when engine must be run for service.
- ⚠ Exhaust system must be tightly sealed. Exhaust fumes can kill without warning.

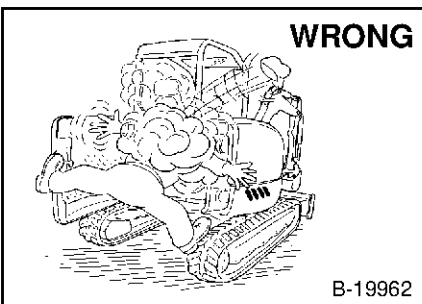
WRONG



B-19966

- ⚠ Always lower the bucket and blade to the ground before doing any maintenance.
- ⚠ Never modify equipment or add attachments not approved by Bobcat Company.


WRONG



B-19962

- ⚠ Stop, cool and clean engine of flammable materials before checking fluids.
- ⚠ Never service or adjust machine with the engine running unless instructed to do so in the manual.
- ⚠ Avoid contact with leaking hydraulic fluid or diesel fuel under pressure. It can penetrate the skin or eyes.
- ⚠ Never fill fuel tank with engine running, while smoking, or when near open flame.


WRONG



B-19958

- ⚠ Keep body, jewelry and clothing away from moving parts, electrical contact, hot parts and exhaust.
- ⚠ Wear eye protection to guard from battery acid, compressed springs, fluids under pressure and flying debris when engines are running or tools are used. Use eye protections approved for type of welding.
- ⚠ Keep tailgate closed except for service. Close and latch tailgate before operating the excavator.

WRONG



B-19798

- ⚠ Lead-acid batteries produce flammable and explosive gases.
- ⚠ Keep arcs, sparks, flames and lighted tobacco away from batteries.
- ⚠ Batteries contain acid which burns eyes or skin on contact.
- ⚠ Wear protective clothing. If acid contacts body, flush well with water. For eye contact flush well and get immediate medical attention.

Maintenance procedures which are given in the Operation & Maintenance Manual can be performed by the owner/operator without any specific technical training. Maintenance procedures which are **not** in the Operation & Maintenance Manual must be performed **ONLY BY QUALIFIED BOBCAT SERVICE PERSONNEL**. Always use genuine Bobcat replacement parts. The Service Safety Training Course is available from your Bobcat dealer.

MSW28-0805



Bobcat®

ALPHABETICAL INDEX

ACCELERATOR PEDAL VALVE	20-100	OVERLOAD RELIEF VALVES.....	20-31
AIR CLEANER	10-60	RIGHT SIDE COVER	10-41
ALTERNATOR.....	50-30	SEAT BELT.....	10-150
ALTERNATOR BELT	10-140	SERVICE BRAKE PEDAL VALVE.....	20-170
ARM	40-160	STARTER.....	50-40
ARM CYLINDER.....	20-21	STEERING VALVE	20-160
AXLE	30-10	SPEC'S E55W EXCAVATOR	SPEC- 10
AXLE TOE-IN.....	30-11	STEERING ANGLE ADJUSTMENT.....	30-12
BATTERY	50-20	STEERING CYLINDER.....	20-150
BLADE CYLINDER	20-24	STEERING VALVE	20-160
BLADE VALVE	20-180	STOPPING THE ENGINE AND LEAVING	
BOOM	40-150	THE EXCAVATOR	10-120
BOOM CYLINDER.....	20-20	SWING BEARING	30-70
BOOM SWING CYLINDER.....	20-22	SWING MOTOR	20-90
BUCKET.....	40-170	SWIVEL JOINT	20-80
BUCKET CYLINDER	20-23	TAILGATE.....	10-40
CAB.....	40-30	TORQUE SPEC'S	SPEC-30
CAMSHAFT AND TIMING GEARS.....	60-100	TRANSMISSION.....	30-20
CONTROL CONSOLE LOCKNUTS.....	10-160	TRANSPORTING THE EXCAVATOR.....	10-20
CONVERSIONS.....	SPEC-70	TRAVEL MOTOR	20-70
COOLING SYSTEM.....	10-70	UPPERSTRUCTURE SLEW LOCK.....	10-11
COUNTERWEIGHT	40-200		
CYLINDER HEAD	60-80		
DIAGNOSTIC SERVICE CODES.....	50-80		
DRAINING AND REFILLING TRANSMISSION			
AND AXLE	10-120		
DRIVE SHAFT	30-13		
EGR-SYSTEM	60-130		
ELECTRICAL SYSTEM INFORMATION	50-10		
ENGINE COOLING SYSTEM	60-50		
ENGINE INFORMATION.....	60-10		
ENGINE LUBRICATION SYSTEM.....	10-90		
ENGINE SPECIFICATIONS.....	SPEC-20		
ENGINE SPEED CONTROL.....	60-20		
EXCAVATOR STORAGE AND RETURN			
TO SERVICE.....	10-170		
FRAME LEVELING LOCK VALVE	20-140		
FUEL, COOLANT AND LUBRICANTS	SPEC-60		
FUEL LEVEL SENDER.....	50-70		
FUEL SYSTEM	10-80 & 60-70		
FUEL TANK.....	40-120		
HYDRAULIC CONNECTION SPEC'S	SPEC-40		
HYDRAULIC CONTROL VALVE	20-40		
HYDRAULIC FLUID SPEC'S	SPEC-50		
HYDRAULIC SYSTEM.....	10-100		
HYDRAULIC SYSTEM INFORMATION	20-10		
JOYSTICK	20-110		
LIFTING AND BLOCKING THE EXCAVATOR.....	10-10		
LIFTING THE EXCAVATOR	10-12		
LUBRICATION OF THE HYD. EXCAVATOR.....	10-110		
LUBRICATION SYSTEM.....	60-60		
MAIN RELIEF VALVE.....	20-30		



Thank you very much
for your reading.
Please click here
to get more information.