


John Deere 1795 Planter (SN.-765100) with ExactEmerge Row Units Diagnostic Service Manual (TM123819)

410K Backhoe Loader
Diagnostic





OPERATION AND TEST MANUAL

Backhoe loader (T3/S3A) models 410K (PIN: 1T0410KX**C219607-,
1T0410KX**D219607-)


TM12499 27 DEC 15 (ENGLISH)

For complete service information also see:


410K Backhoe Loader Repair (PIN: 1T0410KX_ _D219607-)(PIN: 1T0410KX_ _C219607-)	TM12500
JDLink (MTG) Technical Manual	TM114519
PowerTech E 4.5 and 6.8L Diesel Engines Level 16 Electronic Fuel System With Denso HPCR	CTM502
PowerTech 4.5L Diesel Engine Tier 1/Stage I, Tier 2/Stage II, Tier 3/Stage IIIA, Tier 3/Stage IIA Tier 3/Stage III, (Base Engine)	CTM104
100 Series Hydraulic Cylinders	CTM103519
COOLANT HEATER SERVICE MANUAL	CTM10090X19



DOWNLOAD



John Deere Construction and Forestry
Printed by Selgreen


TM12499

Covers: 1795,765100)

Type: Service Manual

Language: English

Pages: 1173

Format: PDF

Features: Bookmarked, searchable, printable

Compatibility: Windows/Mac/Tablet/Mobile

This service manual contains important information for the maintenance, troubleshooting and servicing of the **John Deere 1795 Planter (SN.-765100) with ExactEmerge Row Units Diagnostic Service Manual (TM123819)**

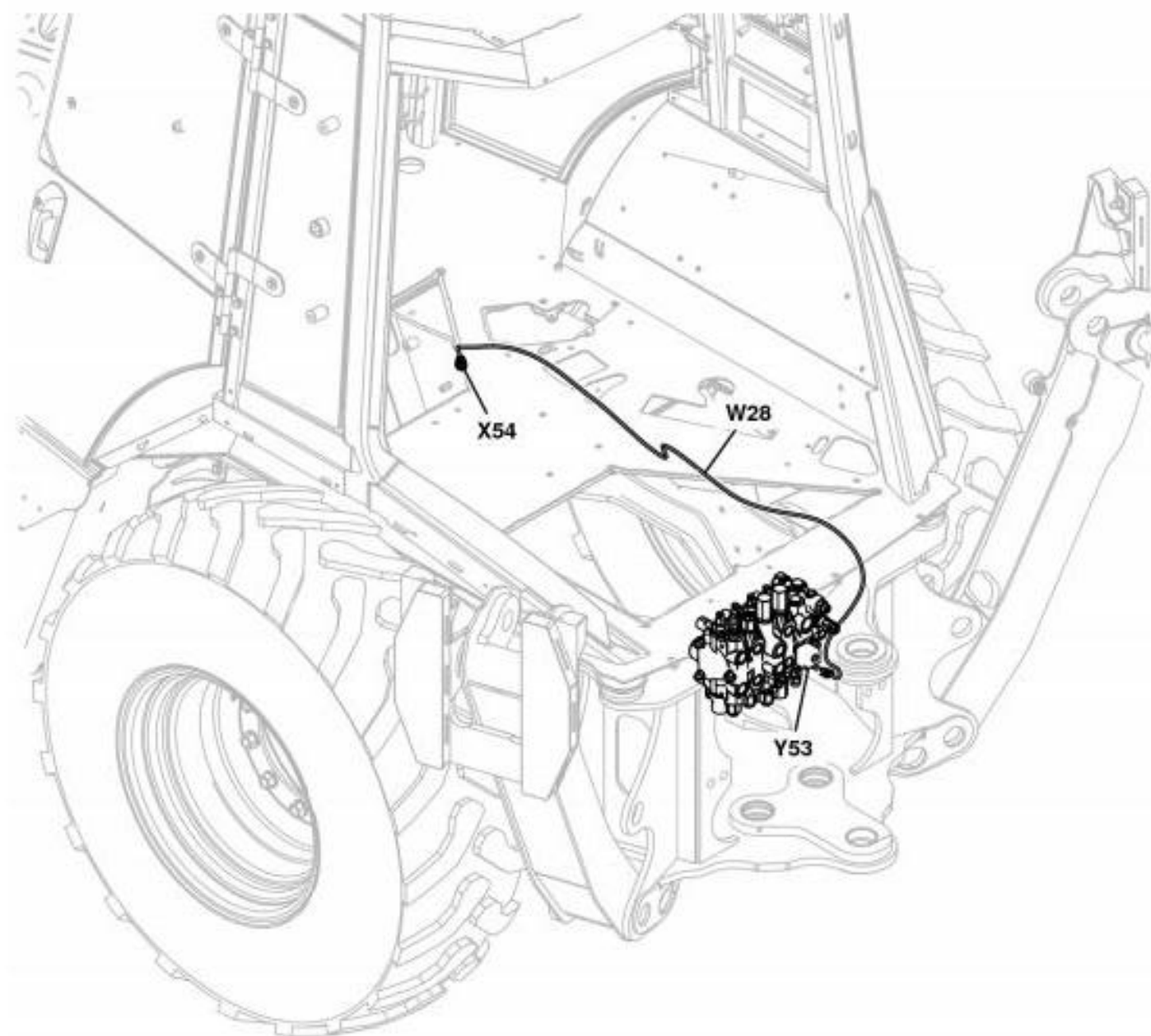
In this manual you will find detailed specifications, illustrations, schematics, diagrams and step-by-step procedures to properly service and diagnose the machine to the manufacturer's standards.

Contents:

- General Information
- Specifications
- Serial Number Location
- Engine Specifications
- Engine Diagnostics
- Engine Tests and Adjustments
- Engine Repair
- Power Train
- Transmission
- Axles
- Differential
- PTO
- Hydraulic System
- Electrical System
- Electrical Tests and Diagnostics
- Wiring Diagram / Schematic
- Ignition and Charging
- Steering
- Brakes
- Wheels
- Operator's Platform
- Body Panels
- Disassembly and Assembly
- Diagnostics, Tests and Adjustments
- Troubleshooting
- and much more...

Please note this manual is in **downloadable PDF format only**. If you have any questions about this product or would like to request sample pages, please contact us and reference the product name or SKU.

Selective Flow Solenoid Harness (W28) Component Location



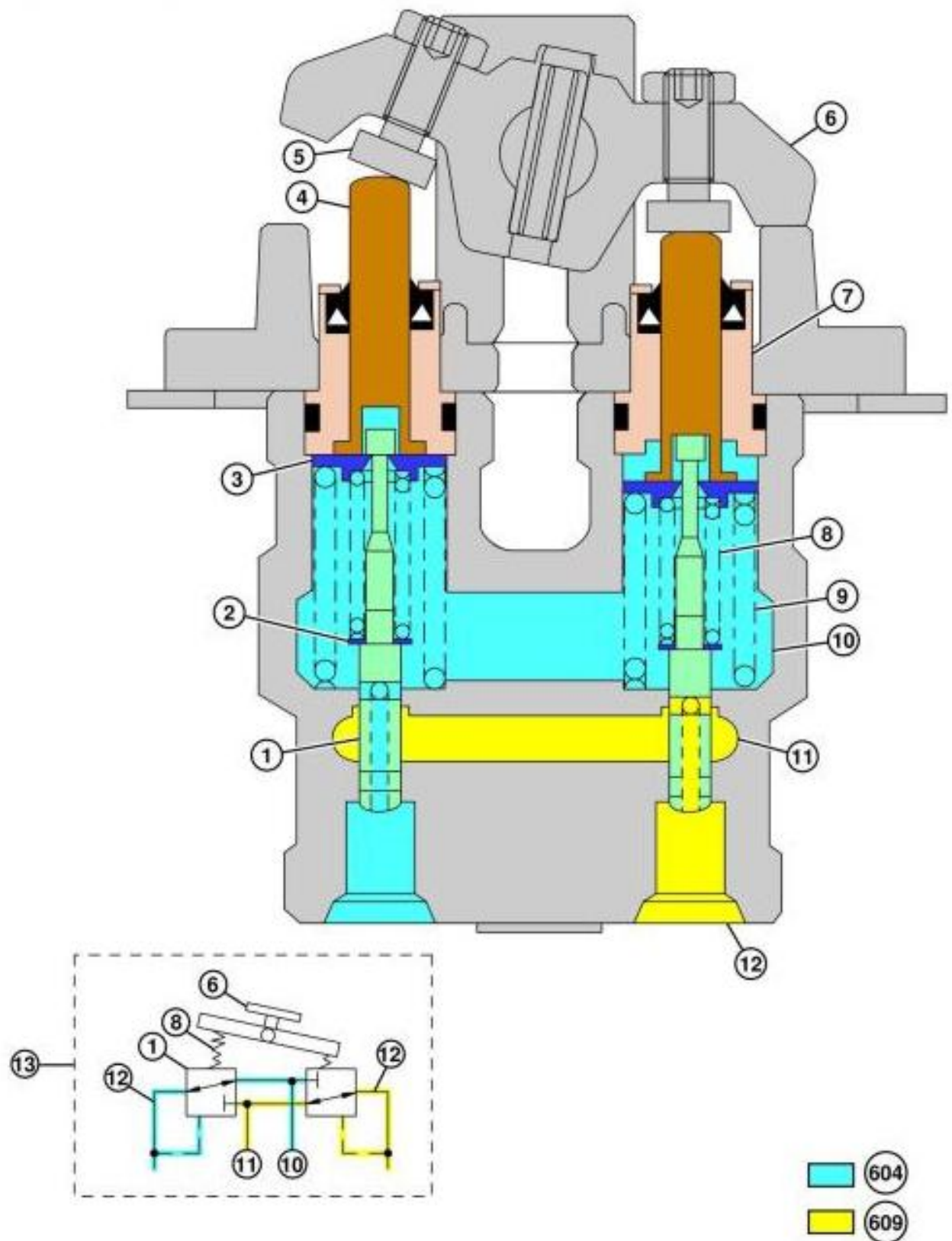
TX1104631

Selective Flow Solenoid Harness (W28) Component Location

LEGEND:

W28	Selective Flow Solenoid Harness
X54	Selective Flow Control Solenoid Harness Connector
Y53	Selective Flow Control Solenoid

Travel Pilot Control Valve Operation



TX1086424

Travel Pilot Control Valve Operation

LEGEND:

- 1 Spool
- 2 Washer
- 3 Spring Guide



Thank you very much
for your reading.
Please click here
to get more information.