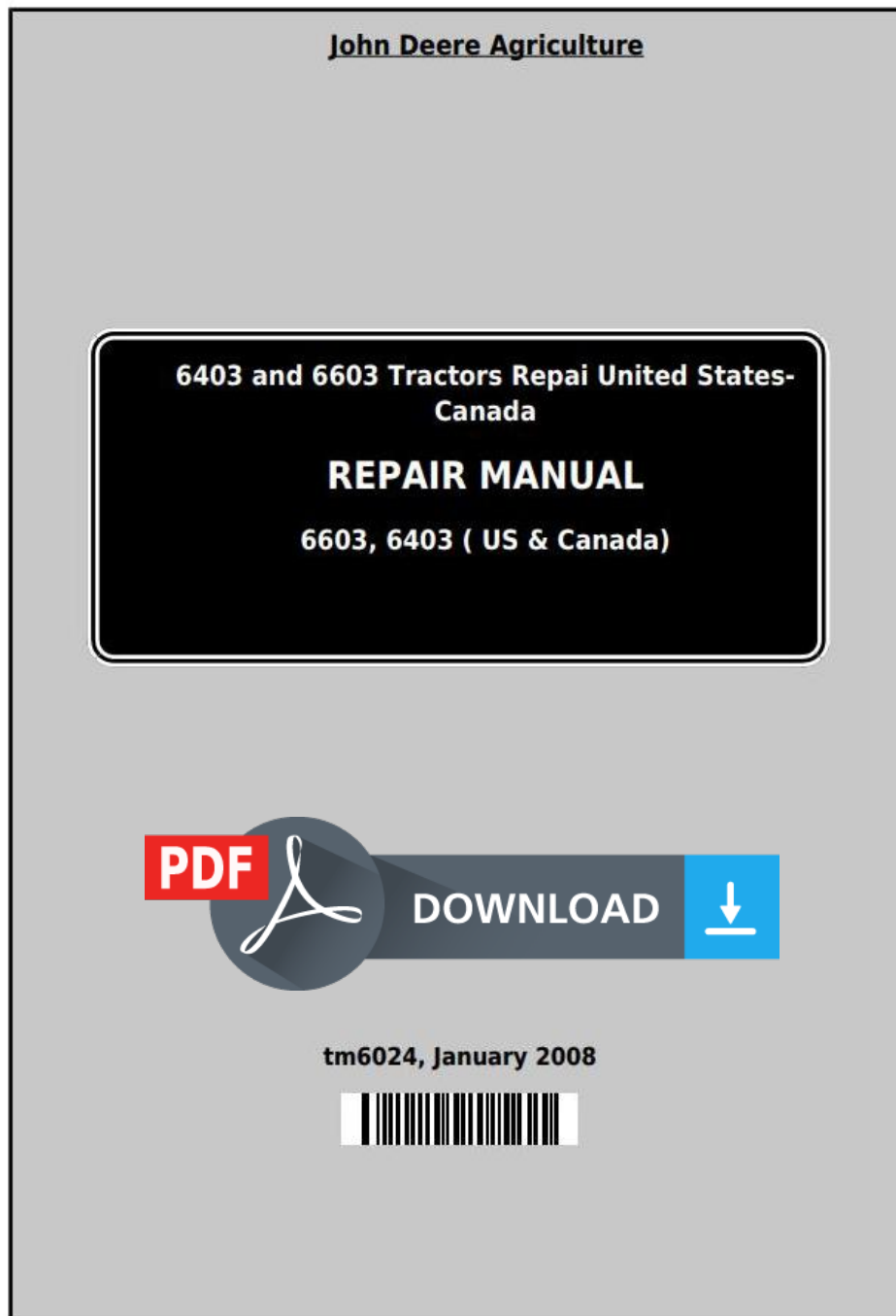


John Deere Tractors 6403 and 6603 2WD or MFWD (North American) Service Repair Technical Manual (tm6024)



Covers: 6403,6603

Type: Service Manual

Language: English

Pages: 1360

Format: PDF

Features: Bookmarked, searchable, printable

Compatibility: Windows/Mac/Tablet/Mobile

This service manual contains important information for the maintenance, troubleshooting and servicing of the **John Deere Tractors 6403 and 6603 2WD or MFWD (North American) Service Repair Technical Manual (tm6024)**

In this manual you will find detailed specifications, illustrations, schematics, diagrams and step-by-step procedures to properly service and diagnose the machine to the manufacturer's standards.

Contents:


- General Information
- Specifications
- Serial Number Location
- Engine Specifications
- Engine Diagnostics
- Engine Tests and Adjustments
- Engine Repair
- Power Train
- Transmission
- Axles
- Differential
- PTO
- Hydraulic System
- Electrical System
- Electrical Tests and Diagnostics
- Wiring Diagram / Schematic
- Ignition and Charging
- Steering
- Brakes
- Wheels
- Operator's Platform
- Body Panels
- Disassembly and Assembly
- Diagnostics, Tests and Adjustments
- Troubleshooting
- and much more...

Please note this manual is in **downloadable PDF format only**. If you have any questions about this product or would like to request sample pages, please contact us and reference the product name or SKU.

[9] -

→NOTE:

It is necessary to drill additional holes in D05006ST Front Tractor Splitting Stand for use on 6003 Series tractors.



LEGEND:


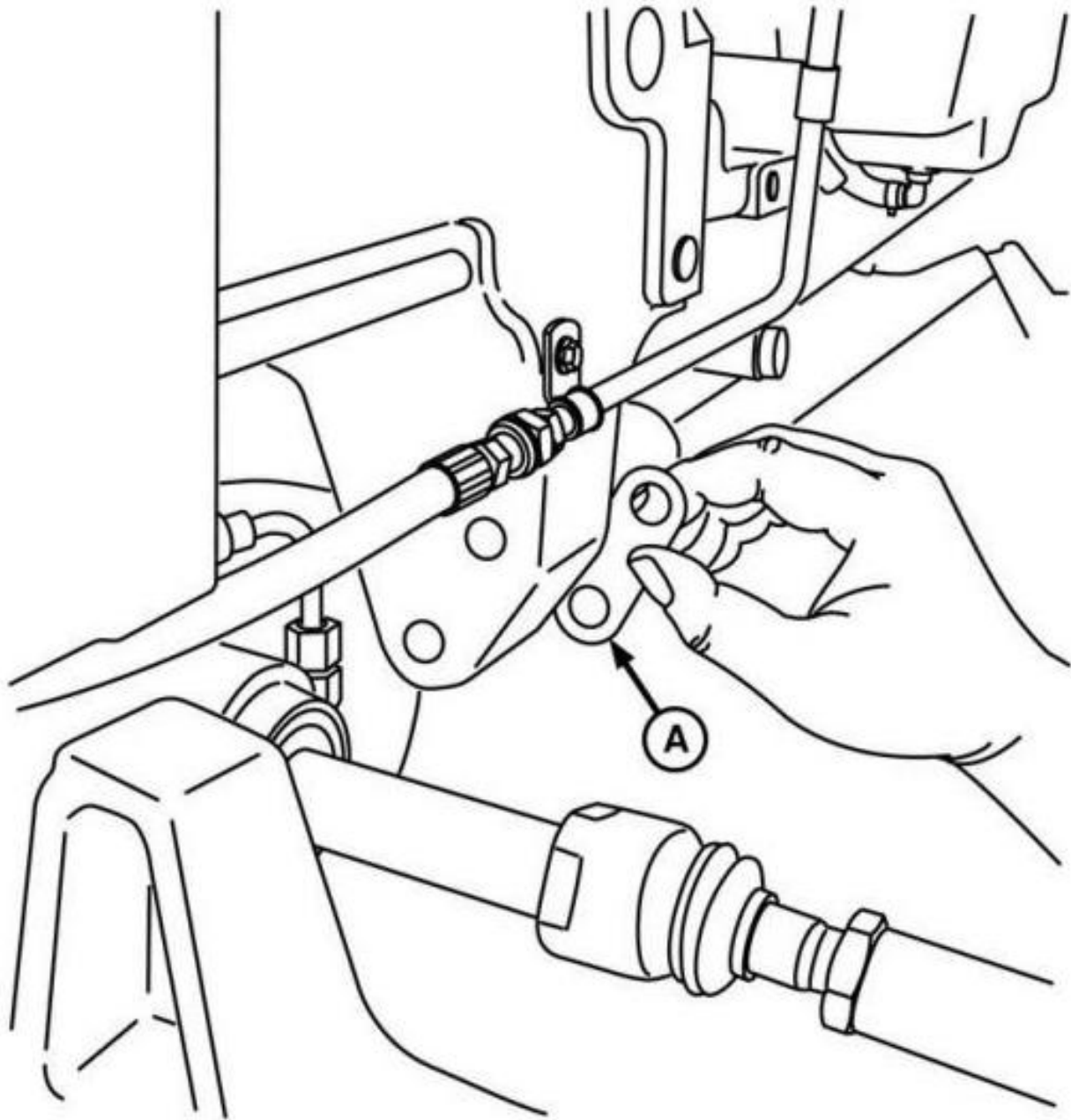
A

D05006ST

Attach D05006ST Front Tractor Splitting Stand to flywheel housing:
Front Tractor Splitting Stand



D05006ST





Thank you very much
for your reading.
Please click here
to get more information.