

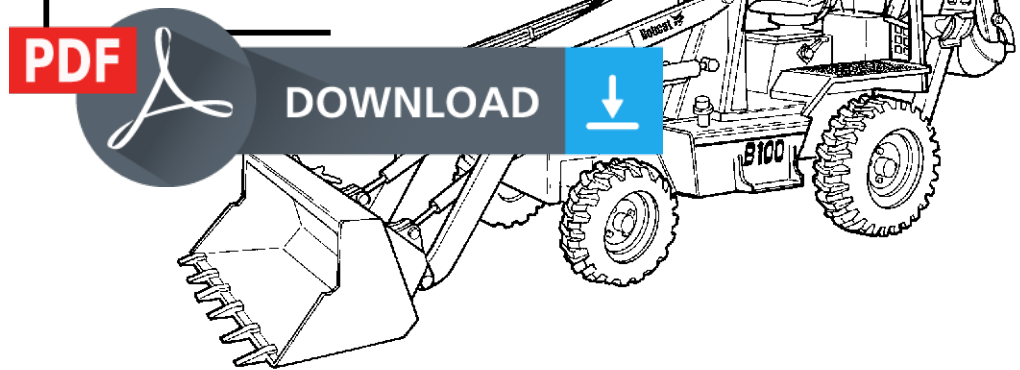
# B100



# Bobcat®

## Service Manual

(S/N 570011001 & Above)  
(S/N 570111001 & Above)



*Doosan purchased Bobcat Company from Ingersoll-Rand Company in 2007. Any reference to Ingersoll-Rand Company or use of trademarks, service marks, logos, or other proprietary identifying marks belonging to Ingersoll-Rand Company in this manual is historical or nominative in nature, and is not meant to suggest a current affiliation between Ingersoll-Rand Company and Bobcat Company or the products of either.*



# MAINTENANCE SAFETY



## WARNING

Instructions are necessary before operating or servicing machine. Read and understand the Operation & Maintenance Manual, Operator's Handbook and signs (decals) on machine. Follow warnings and instructions in the manuals when making repairs, adjustments or servicing. Check for correct function after adjustments, repairs or service. Untrained operators and failure to follow instructions can cause injury or death.

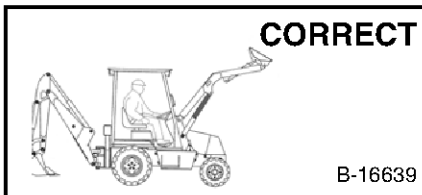
W-2003-0903



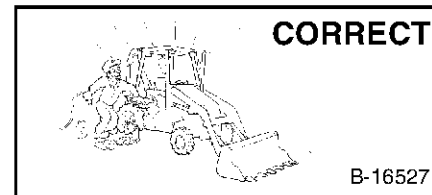
**Safety Alert Symbol:** This symbol with a warning statement, means: "Warning, be alert! Your safety is involved!" Carefully read the message that follows.




- Never service the Bobcat Loader Backhoe without instructions.



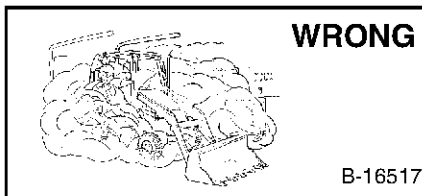
- Always use an approved lift arm support device when servicing the loader backhoe with the lift arms raised. Replace the lift arm support device if damaged or missing.
- Disconnecting or loosening any hydraulic tubeline, hose, fitting component, or part failure can cause lift arms or backhoe boom to drop.




- Cleaning and maintenance are required daily.
- NEVER modify equipment or add attachments not approved by Bobcat.



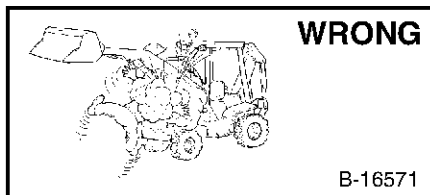
- Have good ventilation when welding or grinding painted parts.
- Wear dust mask when grinding painted parts. Toxic dust and gas can be produced.



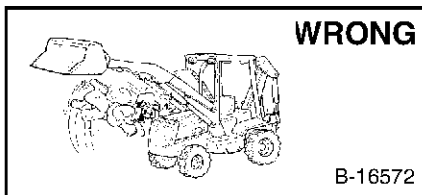
- Vent exhaust to outside when engine must be run for service.
- Exhaust system must be tightly sealed. Exhaust Fumes can kill without warning.



- Never work on loader backhoe with lift arms raised unless supported by an approved lift arm support device.
- Always lower the backhoe bucket to the ground before doing any maintenance.



- Stop, cool and clean engine of flammable materials before checking fluids.
- Never service or adjust machine with the engine running unless instructed to do so in the manual.
- Avoid contact with leaking hydraulic fluid or diesel fuel under pressure. It can penetrate the skin or eyes.
- Never fill fuel tank with engine running, while smoking or when near open flame.



- Keep body, jewelry and clothing away from moving parts, electrical contact, hot parts and exhaust.
- Wear eye protection to guard from battery acid, compressed springs, fluids under pressure and flying debris when engines are running or tools are used.
- Use eye protection approved for type of welding.
- Keep engine cover closed except for service. Close and latch engine cover before operating the loader backhoe.



- Lead-acid batteries produce flammable and explosive gases.
- Keep arcs, sparks, flames and lighted tobacco away from batteries.
- Batteries contain acid which burns eyes or skin on contact. Wear protective clothing. If acid contacts body, flush well with water. For eye contact flush well and get immediate medical attention.

Maintenance procedures which are given in the Operation & Maintenance Manual can be performed by the owner/operator without any specific technical training. Maintenance procedures which are **not** in the Operation & Maintenance Manual must be performed **ONLY BY QUALIFIED BOBCAT SERVICE PERSONNEL**. Always use genuine Bobcat replacement parts.



**Bobcat®**

## ALPHABETICAL INDEX

AIR CLEANER .....	70-01	HYDROSTATIC TESTING.....	30-01
AIR CLEANER SERVICE .....	10-01	INSTRUMENT PANEL.....	60-01
ALTERNATOR .....	60-01	LOADER BACKHOE SPECIFICATIONS.....	SPEC-01
ALTERNATOR BELT.....	10-01	LOADER BACKHOE TORQUE .....	SPEC-01
ARM CYLINDER.....	20-01	LOADER CONTROL VALVE .....	20-01
ARM .....	50-01	LIFT ARMS.....	50-01
AXLE AND DIFFERENTIAL.....	40-01	LIFT ARM SUPPORT DEVICE.....	10-01
AXLE HUB (FRONT) .....	50-01	LIFT CYLINDER.....	20-01
AXLE TOE-IN.....	10-01	LIFTING AND BLOCKING THE LOADER BACKHOE .....	10-01
BACKHOE BOOM LOCK.....	10-01	LUBRICATING THE LOADER BACKHOE .....	10-01
BACKHOE CONTROL VALVE.....	20-01	MAIN RELIEF VALVE .....	20-01
BATTERY.....	60-01	MUFFLER.....	70-01
BOB-TACH.....	50-01	OIL COOLER.....	30-01
BOB-TACH HAND LEVER.....	10-01	OPERATOR CAB .....	50-01
BOOM .....	50-01	OPERATOR SEAT .....	50-01
BOOM CYLINDER.....	20-01	PARKING BRAKE.....	40-01
BRAKE CALIPER .....	40-01	PORT RELIEF VALVE (BACKHOE CONTROL VALVE) .....	20-01
BUCKET .....	50-01	PORT RELIEF VALVE (LOADER CONTROL VALVE).....	20-01
BUCKET CYLINDER.....	20-01	RADIATOR .....	70-01
CAB LIGHTS.....	60-01	REAR AXLE .....	10-01, 40-01
CONVERSIONS .....	SPEC-01	REAR AXLE AND DIFFERENTIAL .....	40-01
ELECTRICAL SYSTEM INFORMATION .....	60-01	RECONDITIONING THE ENGINE .....	70-01
ENGINE .....	70-01	RUBBER DRIVE COUPLER .....	70-01
ENGINE COMPONENTS AND TESTING .....	70-01	SERVICE SCHEDULE .....	10-01
ENGINE COOLING SYSTEM.....	10-01	SPINDLE .....	50-01
ENGINE COVER .....	10-01, 50-01	STABILIZER .....	50-01
ENGINE LUBRICATION SYSTEM.....	10-01	STABILIZER CYLINDER.....	20-01
ENGINE SIDE COVERS.....	50-01	STEERING CYLINDER.....	20-01
ENGINE SPECIFICATIONS.....	SPEC-01	STARTER .....	60-01
ENGINE SPEED CONTROL .....	70-01	STEERING PUMP .....	20-01
FENDER .....	50-01	SWING CYLINDER .....	20-01
FLOOR PANELS.....	50-01	SWING FRAME.....	50-170
FLYWHEEL.....	70-01	TILT CYLINDER .....	20-01
FLYWHEEL HOUSING .....	70-01	TIRE MAINTENANCE .....	10-01
FRONT AXLE .....	50-01	TORQUE SPECIFICATIONS FOR BOLTS.....	SPEC-01
FUEL LEVEL SENDER.....	60-01	TOWING THE LOADER BACKHOE .....	10-01
FUEL SYSTEM.....	10-01	TRANSPORTING THE LOADER BACKHOE.....	10-01
FUEL TANK.....	50-01	TRAVEL PEDAL .....	20-01
GEAR PUMP .....	20-01	TROUBLESHOOTING .....	40-01, 70-01
GRILL.....	50-01	TURBOCHARGER .....	70-01
GRILL FRAME .....	50-01	X-CHANGE™ .....	50-01
HYDRAULIC FLUID RESERVOIR.....	20-01		
HYDRAULIC FILTER HOUSING .....	20-01		
HYDRAULIC/HYDROSTATIC FLUID SPECIFICATIONS .....	SPEC-01		
HYDRAULIC/HYDROSTATIC SYSTEM .....	10-01		
HYDRAULIC SYSTEM INFORMATION.....	20-01		
HYDROSTATIC DRIVE MOTOR.....	30-01		
HYDROSTATIC PUMP .....	30-01		
HYDROSTATIC SYSTEM INFORMATION .....	30-01		



Thank you very much  
for your reading.  
Please click here  
to get more information.