

BL-370

B Series



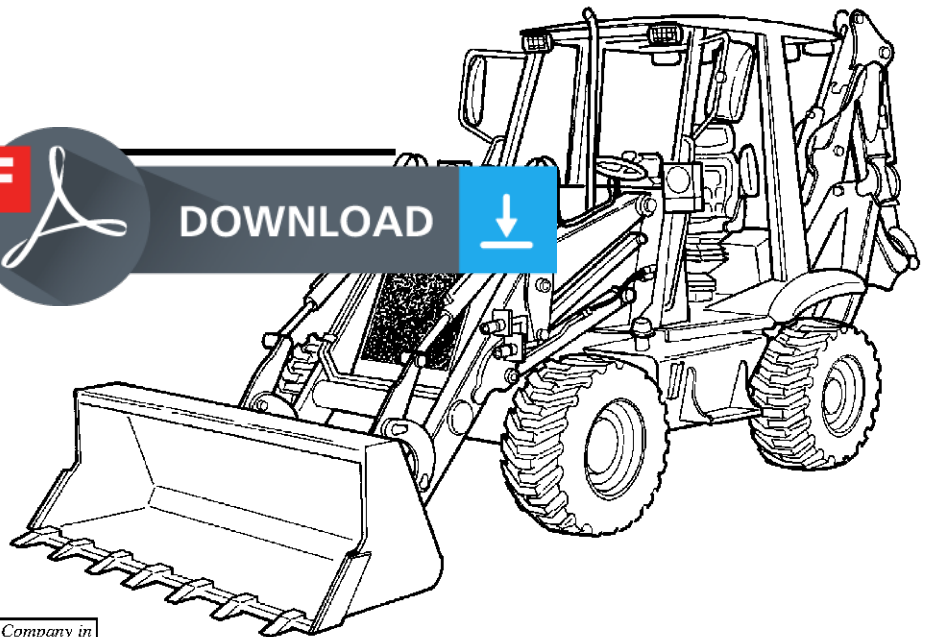
Service Manual

S/N 572711001 & Above

PDF



DOWNLOAD



Doosan purchased Bobcat Company from Ingersoll-Rand Company in 2007. Any reference to Ingersoll-Rand Company or use of trademarks, service marks, logos, or other proprietary identifying marks belonging to Ingersoll-Rand Company in this manual is historical or nominative in nature, and is not meant to suggest a current affiliation between Ingersoll-Rand Company and Bobcat Company or the products of either.

MAINTENANCE SAFETY

WARNING


Instructions are necessary before operating or servicing machine. Read and understand the Operation & Maintenance Manual, Handbook and signs (decals) on machine. Follow warnings and instructions in the manuals when making repairs, adjustments or servicing. Check for correct function after adjustments, repairs or service. Untrained operators and failure to follow instructions can cause injury or death.


W-2003-0199


 **Safety Alert Symbol:** This symbol with a warning statement, means: “Warning, be alert! Your safety is involved!” Carefully read the message that follows.





 Never service the Ingersoll-Rand Loader Backhoe without instructions.




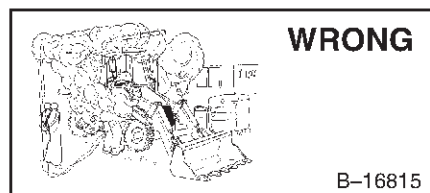
 Always use an approved lift arm support device when servicing the loader backhoe with the lift arm raised. Replace the lift arm support device if damaged or missing.


 Disconnecting or loosening any hydraulic tubeline, hose, fitting component, or part failure can cause lift arms or backhoe boom to drop.




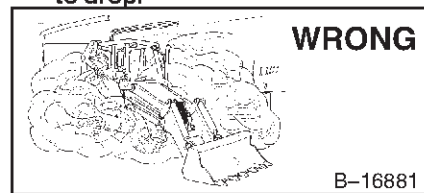
 Cleaning and maintenance are required daily.


 NEVER modify equipment or add attachments not approved by Ingersoll-Rand.





 Have good ventilation when welding or grinding painted parts.


 Wear dust mask when grinding painted parts. Toxic dust and gas can be produced.




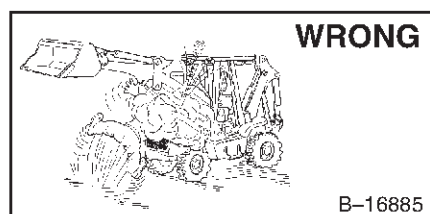
 Vent exhaust to outside when engine must be run for service.


 Exhaust system must be tightly sealed. Exhaust fumes can kill without warning.





 Never work on loader backhoe with lift arms raised unless supported by an approved lift arm support device.


 Always lower the backhoe bucket to the ground before doing any maintenance.





 Stop, cool and clean engine of flammable materials before checking fluid.


 Never service or adjust machine with the engine running unless instructed to do so in the manual.


 Avoid contact with leaking hydraulic fluid or diesel fuel under pressure. It can penetrate the skin or eyes.

 Never fill fuel tank with engine running, while smoking or when near open flame.





 Keep body, jewelry and clothing away from moving parts, electrical contacts, hot parts and exhaust.


 Wear eye protection to guard from battery acid, compressed springs, fluids under pressure and flying debris when engines are running or tools are used. Use eye protection approved for type of welding.

 Keep engine cover closed except for service. Close and latch engine cover before operating the loader backhoe.



 Lead-acid batteries produce flammable and explosive gases.

 Keep arcs, sparks, flames and lighted tobacco away from batteries.

 Batteries contain acid which burns eyes or skin on contact. Wear protective clothing. If acid contacts body, flush well with water. For eye contact flush well and get immediate medical attention.

Maintenance procedures which are given in the Operation & Maintenance Manual can be performed by the owner/operator without any specific technical training. Maintenance procedures which are **not** in the Operation & Maintenance Manual must be performed **ONLY BY QUALIFIED Ingersoll-Rand SERVICE PERSONNEL**. Always use genuine Ingersoll-Rand replacement parts.

MSW18-0602



Bobcat®

ALPHABETICAL INDEX

AIR CLEANER	70-01	HYDRAULIC FLUID RESERVOIR	20-01
AIR CLEANER SERVICE	10-01	HYDRAULIC SYSTEM INFORMATION	20-01
ALTERNATOR	60-01	HYDRAULIC/HYDROSTATIC FLUID	
ALTERNATOR BELT	10-01	SPECIFICATIONS	SPEC-01
APPROVED LIFT ARM SUPPORT DEVICE	10-01	HYDRAULIC/HYDROSTATIC SYSTEM.....	10-01
ARM CYLINDER.....	20-01	HYDROSTATIC DRIVE MOTOR.....	30-01
ARM	50-01	HYDROSTATIC PUMP	30-01
AXLE TOE-IN.....	10-01	HYDROSTATIC SYSTEM INFORMATION.....	30-01
		HYDROSTATIC TESTING.....	30-01
BACKHOE CONTROL VALVE.....	20-01		
BATTERY.....	60-01	INSTRUMENT PANEL.....	60-01
BOB-TACH.....	50-01		
BOB-TACH HAND LEVER.....	10-01	LIFT ARMS.....	50-01
BOOM	50-01	LIFT ARM STABILIZER.....	50-01
BOOM CYLINDER.....	20-01	LIFT CYLINDER.....	20-01
BOOM LOCK PIN	10-01	LIFTING AND BLOCKING THE	
BUCKET	50-01	LOADER BACKHOE	10-01
BUCKET CYLINDER.....	20-01	LOADER BACKHOE SPECIFICATIONS.....	SPEC-01
BUCKET POSITIONING LINK.....	50-01	LOADER BACKHOE TORQUE.....	SPEC-01
		LOADER CONTROL VALVE	20-01
CAB LIGHTS.....	60-01	LUBRICATING THE LOADER BACKHOE	10-01
CENTER FLOOR PANEL	50-01		
CONVERSIONS	SPEC-01	MAIN RELIEF VALVE	20-01
		MASTER CYLINDER	20-01
DRIVE COUPLER.....	70-01	MUFFLER.....	70-01
DRIVESHAFT	40-01		
DROP BOX.....	40-01	OIL COOLER.....	30-01
		OPERATOR CANOPY.....	50-01
ELECTRICAL SYSTEM INFORMATION	60-01	OPERATOR SEAT	50-01
ENCLOSED CAB.....	50-01		
ENGINE	70-01	PARKING BRAKE HOUSING	40-01
ENGINE COMPONENTS AND TESTING	70-01	PORT RELIEF VALVE	
ENGINE COOLING SYSTEM.....	10-01	(BACKHOE CONTROL VALVE).....	20-01
ENGINE COVER	10-01, 50-01		
ENGINE LUBRICATION SYSTEM.....	10-01	RADIATOR	70-01
ENGINE SIDE COVERS.....	50-01	REAR AXLE	10-01, 40-01
ENGINE SPECIFICATIONS.....	SPEC-01	RECONDITIONING THE ENGINE	70-01
ENGINE SPEED CONTROL	70-01		
		SERVICE SCHEDULE	10-01
FENDER	50-01	STABILIZER	50-01
FLOOR PANELS.....	50-01	STABILIZER CYLINDER (FRONT & REAR).....	20-01
FLYWHEEL.....	70-01	STEERING CYLINDER.....	20-01
FLYWHEEL HOUSING	70-01	STEERING PUMP	20-01
FRONT AXLE	10-01, 40-01	STEERING VALVE	20-01
FRONT AXLE PIVOT FRAME	50-01	STARTER	60-01
FRONT LIGHTS.....	60-01	SWING CYLINDER	20-01
FUEL LEVEL SENDER.....	60-01	SWING FRAME.....	50-01
FUEL SYSTEM.....	10-01		
FUEL TANK.....	50-01	TILT CYLINDER	20-01
		TIRE MAINTENANCE	10-01
GEAR PUMP	20-01	TORQUE SPECIFICATIONS	
GRILL.....	50-01	FOR BOLTS.....	SPEC-01
GRILL FRAME	50-01	TOWING THE LOADER BACKHOE	10-01
		TRANSPORTING THE LOADER BACKHOE.....	10-01
HYDRAULIC FILTER	20-01	TRAVEL PEDAL	70-01
HYDRAULIC FILTER HOUSING	20-01		



Thank you very much
for your reading.
Please click here
to get more information.