

V518



Bobcat®
VersaHANDLER

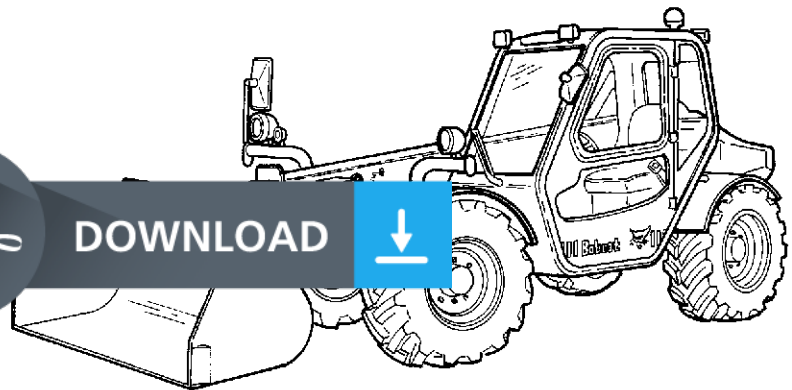
Service Manual

S/N 367610501, 367611001 & Above
S/N 367711001 & Above

PDF



DOWNLOAD



MAINTENANCE SAFETY



WARNING

Instructions are necessary before operating or servicing machine. Read and understand the Operation & Maintenance Manual, Operator's Handbook and signs (decals) on machine. Follow warnings and instructions in the manuals when making repairs, adjustments or servicing. Check for correct function after adjustments, repairs or service. Untrained operators and failure to follow instructions can cause injury or death.

W-2003-0903

CORRECT




B-10731a

- ⚠ Never service the Bobcat VersaHANDLER without instructions.



Safety Alert Symbol: This symbol with a warning statement, means: "Warning, be alert! Your safety is involved!" Carefully read the message that follows.


CORRECT



B-16082

- ⚠ Cleaning and maintenance are required daily.


WRONG



B-16080

- ⚠ Disconnecting or loosening any hydraulic tubeline, hose, fitting, component or a part failure can cause boom to drop. Do not go under boom when raised unless supported by an approved boom stop. Replace if damaged.


WRONG



B-16079

- ⚠ Never work on VersaHANDLER with boom up unless boom is held by an approved boom stop. Replace if damaged.
- ⚠ Never modify equipment or add attachments not approved by Bobcat Company.


WRONG



B-16081

- ⚠ Have good ventilation when welding or grinding painted parts.
- ⚠ Wear dust mask when grinding painted parts. Toxic dust and gas can be produced.
- ⚠ Avoid exhaust fume leaks which can kill without warning. Exhaust system must be tightly sealed.

WRONG



B-16078

- ⚠ Keep body, jewelry and clothing away from moving parts, electrical contact, hot parts and exhaust.
- ⚠ Wear eye protection to guard from battery acid, compressed springs, fluids under pressure and flying debris when engines are running or tools are used. Use eye protection approved for type of welding.

WRONG



B-6589

- ⚠ Lead-acid batteries produce flammable and explosive gases.
- ⚠ Keep arcs, sparks, flames and lighted tobacco away from batteries.
- ⚠ Batteries contain acid which burns eyes or skin on contact. Wear protective clothing. If acid contacts body, flush well with water. For eye contact flush well and get immediate medical attention.

Maintenance procedures which are given in the Operation & Maintenance Manual can be performed by the owner/operator without any specific technical training. Maintenance procedures which are **not** in the Operation & Maintenance Manual must be performed **ONLY BY QUALIFIED BOBCAT SERVICE PERSONNEL**. Always use genuine Bobcat replacement parts.

MSW12-0805



Bobcat®

ALPHABETICAL INDEX

ACCUMULATOR.....	20-210-01	EXTENSION CYLINDER.....	20-40-1	
AIR CLEANER	70-40-01	FAN MOTOR	20-140-1	
AIR CLEANER SERVICE	10-60-01	FENDER.....	50-110-1	
AIR CONDITIONING SERVICE.....	80-90-1	FLOW CONTROL VALVE.....	20-240-1	
AIR CONDITIONING SYSTEM FLOW	80-10-1	FLYWHEEL AND HOUSING	70-90-1	
AIR INTAKE COWLING	50-71-1	FRONT AUXILIARY HYDRAULIC PRESSURE RELEASE VALVE ..	20-230-1	
ALTERNATOR	60-30-1	FRONT AXLE (FOR S/N 367611001 - 367612000 and S/	N 367711001 - 367712000).....	40-30-1
APPROVED BOOM STOP	10-150-1	FRONT AXLE (FOR S/N 367612001 & ABOVE, S/N	367712001 & ABOVE).....	40-31-1
AXLE AND DIFFERENTIAL (FRONT) (FOR S/N 367611001 -	367612000 AND S/N 367711001 - 367712000)	40-20-1	FRONT WIPER MOTOR.....	60-110-1
AXLE AND DIFFERENTIAL (REAR) (For S/N 367611001 -	367612000 and S/N 367711001 - 367712000).....	40-21-1	FUEL SYSTEM.....	10-80-1
AXLE AND DIFFERENTIAL (FRONT) (For S/N 367612001 &	Above, S/N 367712001 & Above).....	40-22-11	FUEL TANK	50-80-1
AXLE AND DIFFERENTIAL (REAR) (FOR S/N 367612001 &	ABOVE, S/N 367712001 & ABOVE).....	40-23-1	GEAR PUMP	20-130-1
AXLE PIVOT FRAME	40-01	GENERAL AIR CONDITIONING SERVICE GUIDELINES ..	80-60-1	
AXLE TOE-IN (FOR S/N 367611001 - 367612000 and S/	N 367711001 - 367712000)	40-40-1	HEATER ASSEMBLY	80-170-1
AXLE TOE-IN (FOR S/N 367612001 & ABOVE, S/N	367712001 & ABOVE).....	40-41-1	HYDRAULIC CONNECTION SPECIFICATIONS.....	SPEC-50-1
AXLES (FRONT AND REAR) (For S/N 367611001 -	367612000 and S/N 367711001 - 367712000) ...	10-110-1	HYDRAULIC CONTROL VALVE	20-170-1
AXLES (FRONT AND REAR) (For S/N 367612001 &	Above, S/N 367712001 & Above).....	10-111-1	HYDRAULIC/HYDROSTATIC FLUID SPECIFICATIONS. SPEC-	60-1
BASIC TROUBLESHOOTING	80-50-1	HYDRAULIC/HYDROSTATIC SYSTEM.....	10-100-1	
BATTERY.....	60-20-1	HYDRAULIC RESERVOIR.....	20-150-1	
BOOM ASSEMBLY	50-30-1	HYDRAULIC SYSTEM INFORMATION	20-10-1	
BRAKE LIGHT SWITCH.....	60-100-1	HYDROSTATIC DRIVE MOTOR.....	30-30-1	
BRAKE VALVE.....	20-120-1	HYDROSTATIC PUMP	30-40-1	
BUCKET POSITIONING CYLINDER.....	20-30-1	HYDROSTATIC SYSTEM INFORMATION.....	30-10-1	
CANOPY.....	50-11-1	INCHING SWITCH	60-150-1	
COMPONENTS	80-20-1	INNER BOOM	50-40-1	
COMPRESSOR	80-110-1	INSTRUMENT PANEL.....	60-80-1	
CONDENSER.....	80-120-1	JOYSTICK.....	20-180-1	
CONVERSIONS	SPEC-70-1	JOYSTICK PANEL.....	50-120-1	
DASH COVER/STEERING COLUMN COVER..	50-130-1	LATERAL OPERATOR RESTRAINT SYSTEM (LORS)	10-170-1	
DRIVE BOX (For S/N 367611001 - 367612000 and S/N	367711001 - 367712000).....	20-70-1	LATERAL OPERATOR RESTRAINT SYSTEM (LOR'S™)..	60-50-1
DRIVE BOX (FOR S/N 367612001 & ABOVE, S/N	367712001 & ABOVE).....	20-71-1	LIFT CYLINDER.....	20-20-1
DRIVESHAFT	40-70-1	LIFTING AND BLOCKING THE VERSAHANDLER.....	10-10-1	
ELECTRICAL SYSTEM INFORMATION	60-10-1	LIGHTS.....	60-60-1	
ENGINE AND ENGINE MOUNTS	70-60-1	LUBRICATION (For S/N 367611001 - 367612000 and S/	N 367711001 - 367712000).....	10-120-1
ENGINE COMPONENTS AND TESTING	70-70-1	LUBRICATION (For S/N 367612001 & Above and S/N	367712001 & Above).....	10-121-1
ENGINE COOLING SYSTEM.....	10-70-1			
ENGINE COVER	10-160-1			
ENGINE COVER	50-70-1			
ENGINE/HYDROSTAT ASSEMBLY	70-80-1			
ENGINE LUBRICATION SYSTEM.....	10-01			
ENGINE SPECIFICATIONS.....	SPEC-01			
ENGINE SPEED CONTROL	70-20-1			
EVAPORATOR/BLOWER UNIT.....	80-150-1			
EXPANSION VALVE	80-160-1			



Thank you very much
for your reading.
Please click here
to get more information.